

Nevada State Unintentional Drug Overdose Reporting System

Report of 2019 Deaths – Clark County Coroner/Medical Examiner Jurisdiction

Overview: The Centers for Disease Control and Prevention (CDC) Overdose Data to Action (OD2A) is a program that supports state, territorial, county, and city health departments in obtaining more comprehensive and timelier data on overdose morbidity and mortality. The program is meant to enhance opioid overdose surveillance, reporting, and dissemination efforts to better inform prevention and early intervention strategies.

The information contained in this biannual report highlights **overdose mortality** within the Clark County Coroner/ME's jurisdiction (Clark, Nye, and White Pine counties) utilizing the State Unintentional Drug Overdose Reporting System (SUDORS) for the period beginning **January 1, 2019 to December 31, 2019**.

Data Source: SUDORS uses death certificates and coroner/medical examiner reports (including post-mortem toxicology testing results) to capture detailed information on toxicology, death scene investigations, route of drug administration, and other risk factors that may be associated with a fatal overdose.

Case Definitions: A death that occurred in Nevada where the decedent's place of residence was Nevada and was assigned any of the following ICD-10 underlying cause-of-death codes on the death certificate: X40-44 (unintentional drug poisoning) or Y10-Y14 (drug poisoning of undetermined intent); or a death classified as a drug overdose death by the Medical Examiner/Coroner.

Limitations: Data is delayed due to the time required to abstract data from multiple sources. Data completeness is dependent on information documented at time of death and therefore leads to large amounts of missing data.

The report includes details on:

Section 1: Demographic Characteristics of Cases

Section 2: Breakdown of Top Substances Listed in the Cause of Death

Section 3: Mental Health, Substance Use, and Institutionalization Prior to Death

Section 4: Appendix (containing complete tables for sections 1-3)

Key Findings:

There were 338 total drug overdose deaths reported in SUDORS among Nevada residents living in Clark, Nye, and White Pine Counties from January 1, 2019 to December 31, 2019.

- Cases were mostly male, white, had a high school education or less and between the ages of 35-64 (Figures 1-4).
- Opioids were listed in the cause of death for over half of cases (Table 2).
- Prescription opioids were listed in the cause of death in about 23% of cases, heroin was listed in about 20% of cases, and fentanyl was listed in about 16% of cases (Figure 5).
- Methamphetamine was listed as one of the substances in the cause of death in over half of cases reported (Figure 6).
- Approximately 25% of cases had a documented mental health problem prior to death (Figure 7).
- About 6% of cases had a documented prior history of overdose (Figure 8).
- About 7% of cases were recently released from a hospital prior to death (Figure 9).

Questions or comments?

Please contact Nevada OD2A's opioid epidemiologist, Shawn Thomas, MPH, at shawnt@unr.edu.


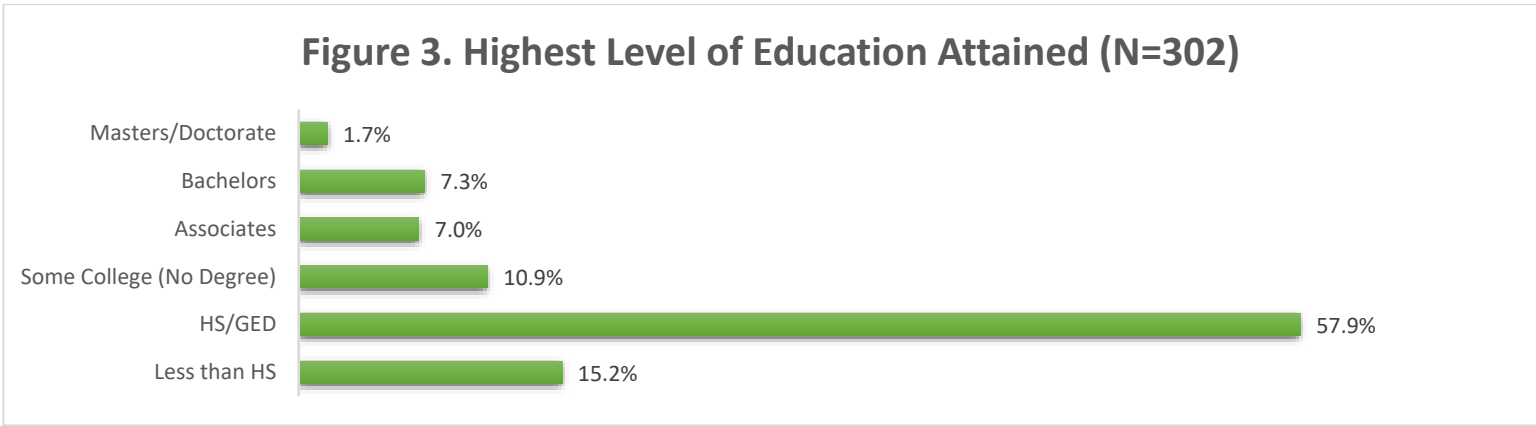
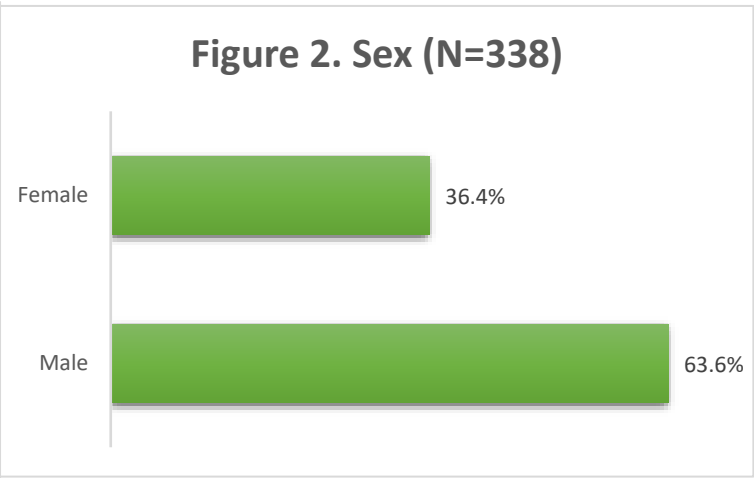
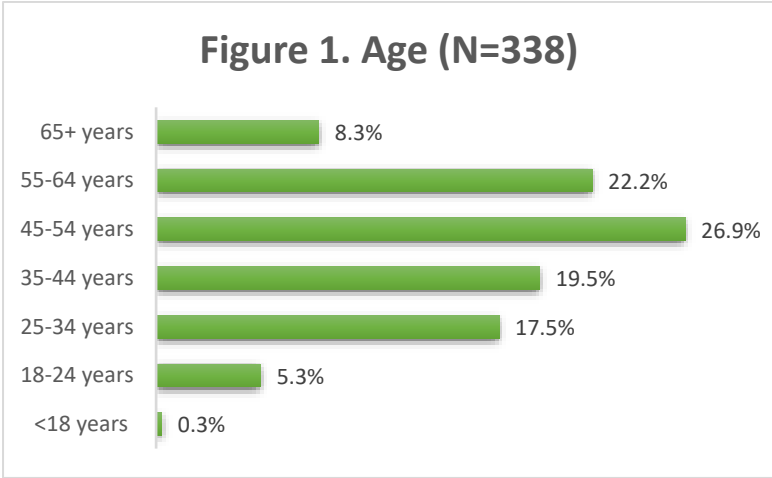


Nevada Department of
Health and Human Services
Helping People.
It's who we are and what we do.



Nevada Public Health
Training Center
Training & Workforce Development for Nevada

Section 1: Demographic Characteristics of Cases



*Data not available for all cases in Figures 3-4. Percentages exclude missing data, so these statistics may not represent the true proportion of case characteristics.

Summary: There were 338 drug overdose deaths of unintentional/undetermined intent from January 1, 2019 to December 31, 2019 in Clark, Nye, and White Pine counties among Nevada residents. Overdose deaths occurred most frequently among individuals who were 45-54 years old (26.9%), followed by 55-64 years (22.2%), and 35-44 years (19.5%) (Figure 1). Deaths were more common among males (63.6%) (Figure 2). Over 70% of decedents possessed either a high school diploma/GED (57.9%) or less than a high school education (15.2%) (Figure 3). Cases were mostly White (63.9%), Black (18.5%), and Hispanic (13.0%) (Figure 4). In addition, 10.4% of cases were homeless and 6.0% had served in the armed forces (Appendix, Table 1).

Section 2: Breakdown of Top Substances Listed on the Cause of Death

Figure 5. Opioids Listed in the Cause of Death (N=338)

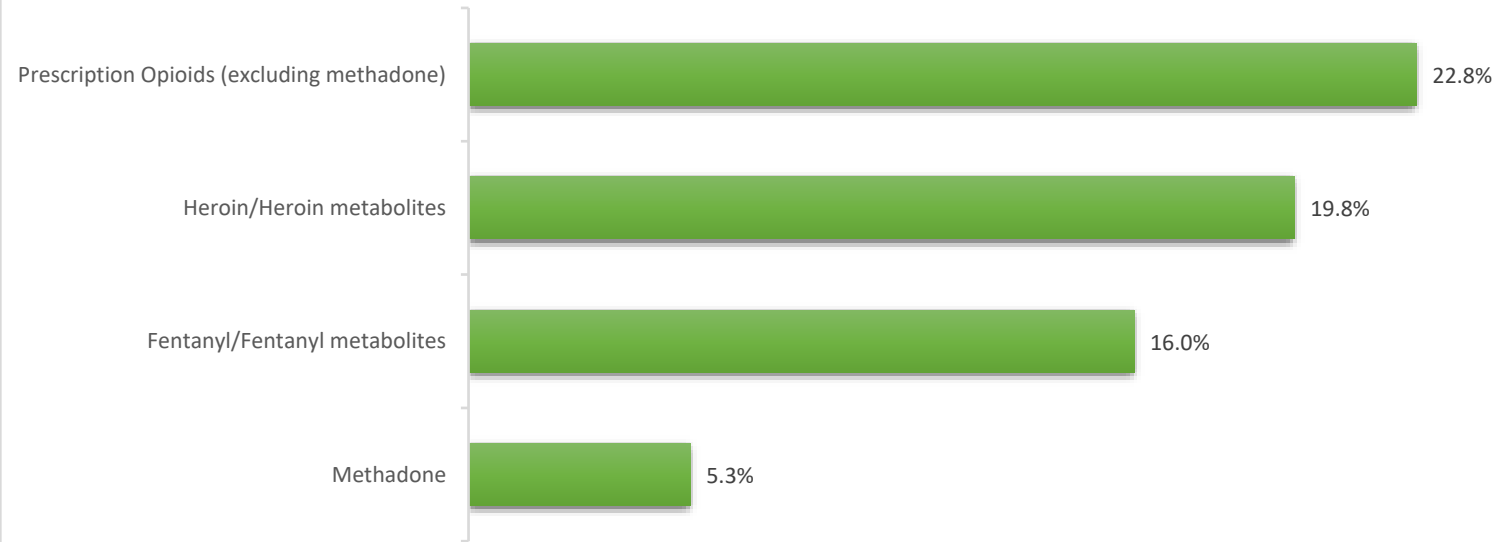
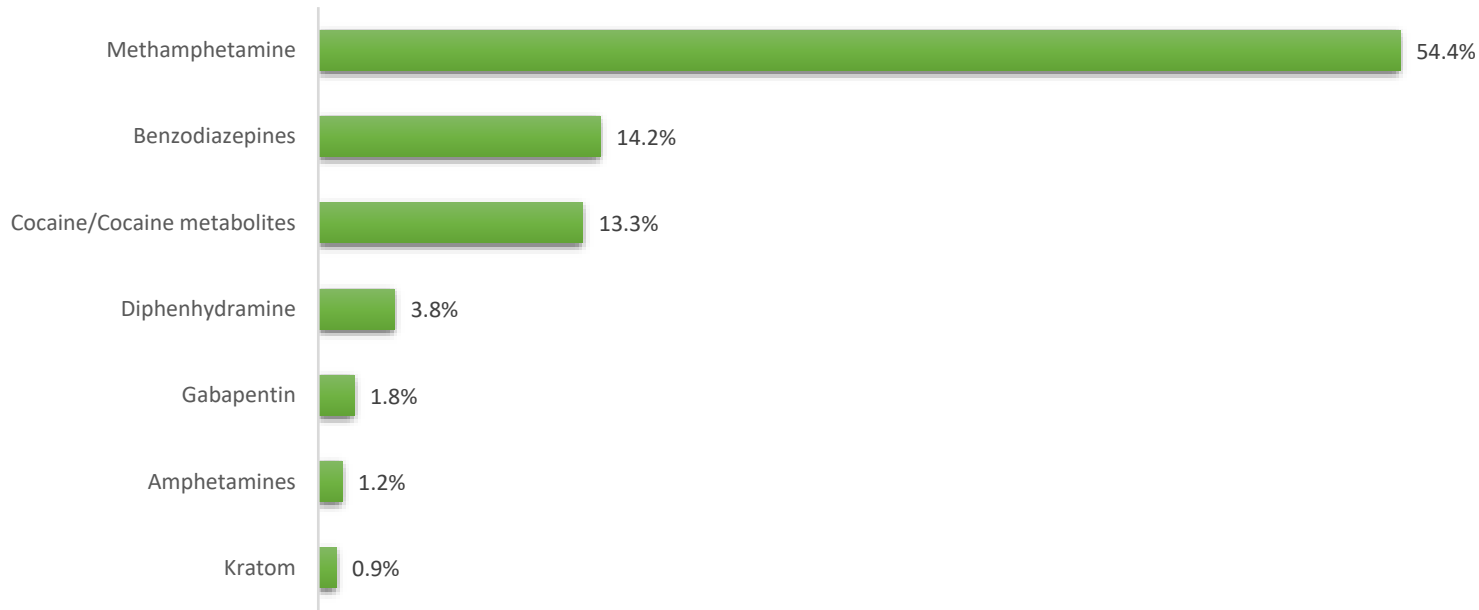


Figure 6. Non-opioids Listed in the Cause of Death (N=338)



Note: Substances listed in Figures 5 and 6 are not mutually exclusive, and decedents may have had multiple substances listed in the cause of death.

Summary: The top three opioids listed in the cause of death were prescription opioids excluding methadone (22.8%), heroin and heroin metabolites (19.8%), and fentanyl and fentanyl metabolites (16.0%). (Figure 5). The top three non-opioids listed in the cause of death were methamphetamine (54.4%), benzodiazepines (14.2%), and cocaine and cocaine metabolites (13.3%) (Figure 6).

Section 3: Mental Health, Substance Use, and Institutionalization Prior to Death

Figure 7. Mental Health History (N=303)




Figure 8. Substance Use History (N=303)

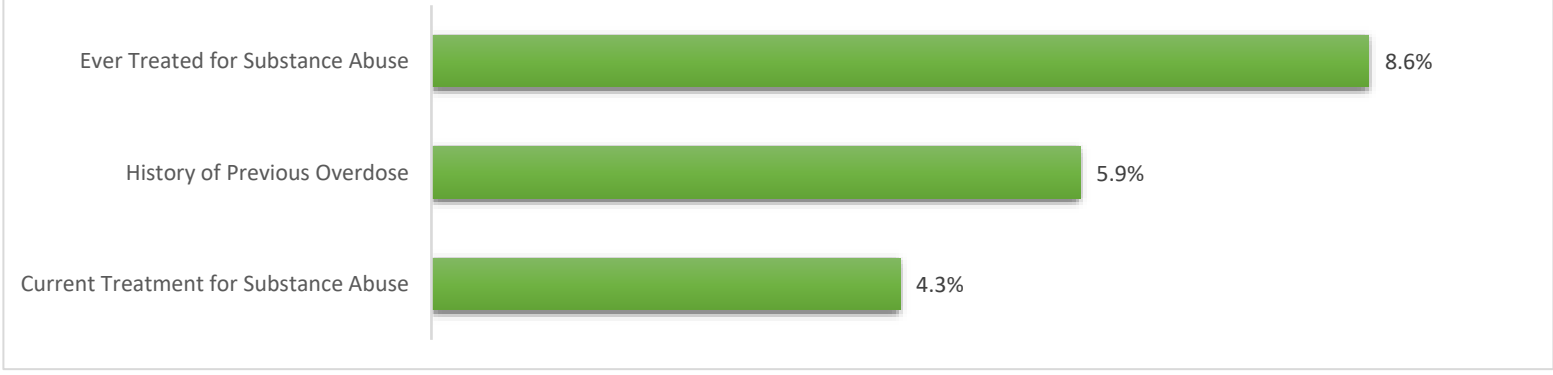



Figure 9. Hospitalization & Incarceration History (N=303)



*Circumstances prior to death were not available for all cases in Figure 7-9. Percentages exclude missing data and likely underestimate the true proportion of case characteristics.

Summary: Among those with known circumstances prior to death, about a quarter of decedents had a mental health problem, and 13.9% had a history of thoughts, plans, or attempts of suicide (Figure 7). About 8.6% of decedents were ever treated for substance abuse, 4.3% were currently being treated for substance abuse prior to death, and 5.9% had a previous overdose (Figure 8). About 6.9% of decedents were recently released from the hospital and 3.0% were released from jail, prison, or other detention facility prior to death (Figure 9).

Section 4: Appendix

Table 1. Demographic characteristics of unintentional or undetermined overdose related deaths in the jurisdiction of the Clark County Coroner/ME in Nevada from January 1, 2019 to December 31, 2019.

Characteristic	N=338	%
Age		
<18 years	1	0.3%
18-24 years	18	5.3%
25-34 years	59	17.5%
35-44 years	66	19.5%
45-54 years	91	26.9%
55-64 years	75	22.2%
65+ years	28	8.3%
Sex		
Male	215	63.6%
Female	123	36.4%
Education Level		
Less than HS	46	15.2%
HS/GED	175	57.9%
Some College	33	10.9%
Associates	21	7.0%
Bachelors	22	7.3%
Masters/Doctorate	5	1.7%
Race		
Asian	14	4.3%
Black	60	18.5%
Hispanic	42	13.0%
Other	1	0.3%
White	207	63.9%
Homeless		
Yes	35	10.4%
Military		
Yes	20	6.0%

Note: Missing data excluded.

Table 2. Top substances listed in the cause of death of unintentional or undetermined overdose related deaths in the jurisdiction of the Clark County Coroner/ME in Nevada from January 1, 2019 to December 31, 2019

Type of Substance	N=338	%
Opioids	189	55.9%
Prescription Opioids (excluding methadone)	77	22.8%
Heroin/Heroin metabolites	67	19.8%
Fentanyl/Fentanyl metabolites	54	16.0%
Methadone	18	5.3%
Non-opioids		
Methamphetamine	184	54.4%
Benzodiazepines	48	14.2%
Cocaine/Cocaine metabolites	45	13.3%
Diphenhydramine	13	3.8%
Gabapentin	6	1.8%
Amphetamine	4	1.2%
Kratom	3	0.9%

Note: Substances are not mutually exclusive.

Table 3. Mental health, substance use, and institutionalization history preceding death for unintentional or undetermined overdose related deaths in the jurisdiction of the Clark County Coroner/ME in Nevada from January 1, 2019 to December 31, 2019.

Characteristic	N=303	%
Mental health		
Mental health problem	77	25.4%
Victim had a history of suicidal thoughts, plans or attempts	42	13.9%
Substance abuse		
Ever treated for substance abuse	26	8.6%
Current treatment for substance abuse	13	4.3%
History of previous overdose	18	5.9%
Institutionalized		
Recent Release from Jail, Prison, or Detention Facility	9	3.0%
Recent Release from Hospital	21	6.9%

Note: Missing data excluded. Circumstances prior to death were not available for all cases. These findings likely underestimate the true proportion of case characteristics.