



Coronavirus Disease 2019 (COVID-19) Daily Situation Report of the Robert Koch Institute

05/04/2020 - UPDATED STATUS FOR GERMANY

Confirmed cases	Deaths	Deaths (%)	Recovered
91,714 (+5,936*)	1,342 (+184*)	1.5	approx. 28,700**

– Changes since the last report are marked *blue* in the text –

*Change from previous day; **Estimation

Summary (as of 05/04/2020, 12:00 AM)

- In total, **91,714** COVID-19 cases and **1,342** deaths due to COVID-19 have been electronically reported to the Robert Koch Institute in Germany.
- All 16 federal states are affected. The incidence (cases per 100,000) of COVID-19 is highest in Bavaria (**182**), Baden-Württemberg (**168**) and Hamburg (**160**).
- Most cases (**70%**) are between 15 and 59 years old; men and women are equally affected (each **50%**).
- 86% of deaths, but only **15%** of all cases, occurred in persons aged 70 years or older.
- Reports on COVID-19 related outbreaks in nursing homes and hospitals are increasing. In some of these outbreaks, the number of deaths is relatively high.
- As of March 23/2020, gatherings of more than 2 persons (with the exception of families and household members) were banned in all states. Restaurants and businesses concerned with body care were closed.

Epidemiological Situation in Germany

Geographical distribution of cases

Epidemiological analyses are based on validated cases notified electronically to RKI according to the Protection Against Infection Law (Data closure: 12:00 AM daily).

Since January 2020, a total of **91,714 (+5,936)** laboratory-confirmed cases of coronavirus disease 2019 (COVID-19) have been electronically reported to and validated at the RKI, including **1,342** deaths (see Table 1 and Figure 1). In addition, diagnosis is ongoing for suspected cases in several federal states.

Information on confirmed cases are also available on the RKI website at

https://www.rki.de/DE/Content/InfAZ/N/Neuartiges_Coronavirus/Fallzahlen.html and <https://corona.rki.de>

Table 1: Number and cumulative incidence (per 100,000 population) of notified laboratory-confirmed COVID-19 cases and deaths per federal state, Germany (05/04/2020, 12:00 AM)

Federal State	Total Number of cases	Number of new cases	Cases/100,000 pop.	Number of deaths
Baden-Wuerttemberg	18,614	1,600	168	367
Bavaria	23,846	1,938	182	396
Berlin	3,613	142	96	24
Brandenburg	1,305	94	52	17
Bremen	394	40	58	6
Hamburg	2,945	248	160	19
Hesse	4,575	296	73	56
Mecklenburg-Western Pomerania	523	22	32	5
Lower Saxony	5,712	141	72	89
North Rhine-Westphalia	18,735	850	104	245
Rhineland-Palatinate	3,663	159	90	32
Saarland	1,358	93	137	14
Saxony	2,741	150	67	32
Saxony-Anhalt	919	23	42	12
Schleswig-Holstein	1,631	72	56	18
Thuringia	1,140	68	53	10
Total	91,714	5,936	110	1,342

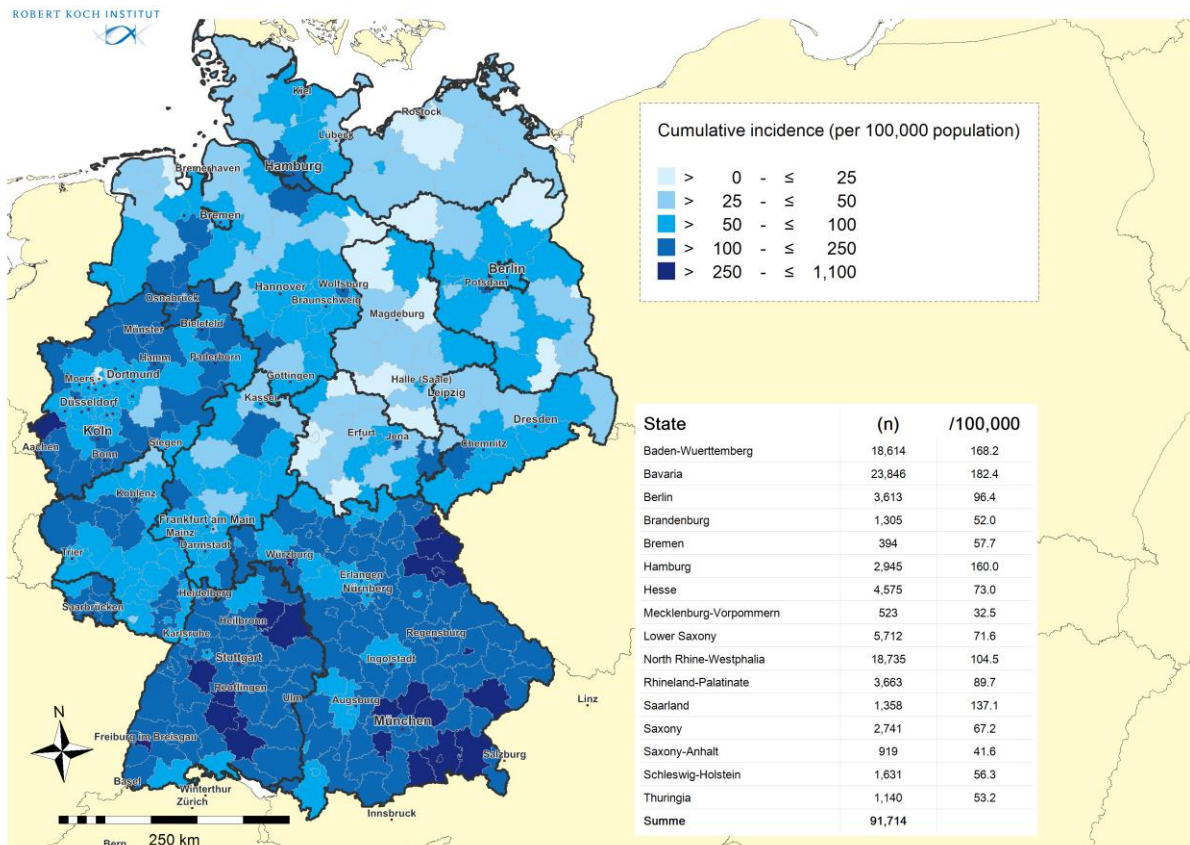


Figure 1: Number and cumulative incidence (per 100,000 population) of the 91,714 electronically reported COVID-19 cases in Germany by county and federal state (05/04/2020, 12:00 AM).

Please see the COVID-19 dashboard (<https://corona.rki.de/>) for information on number of COVID-19 cases by county (local health authority).

Distribution of cases over time

COVID-19 cases were first notified in Germany in January 2020. In 36,701 cases, onset of symptoms is unknown and therefore date of reporting is shown (see Figure 2).

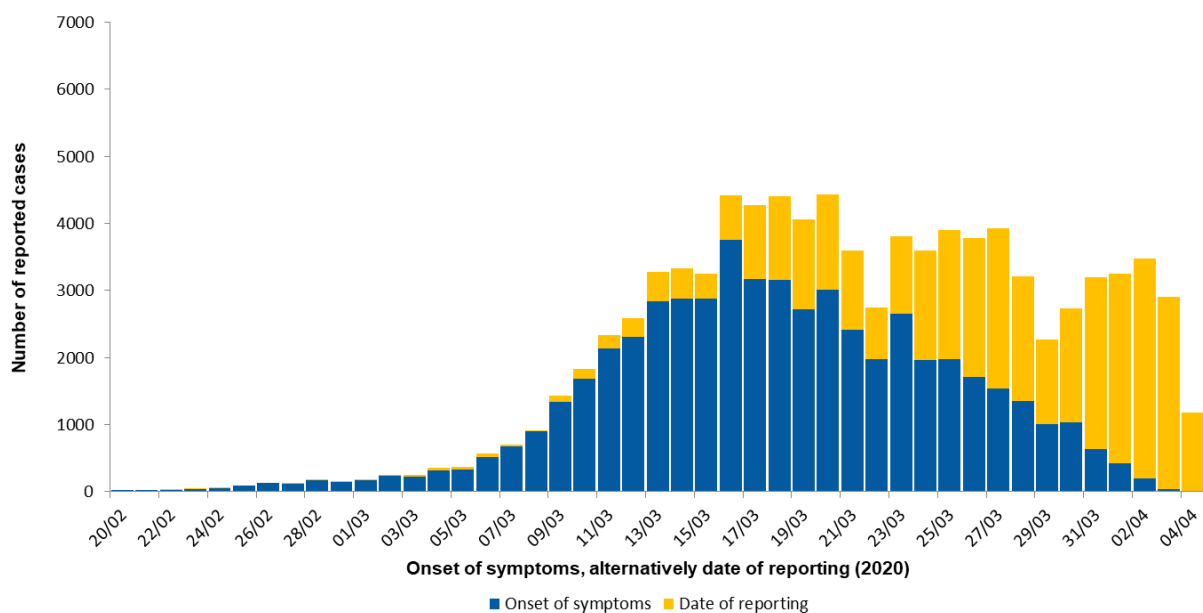


Figure 2: Number of electronically reported COVID-19 cases in Germany by date of symptom onset and alternatively by date of reporting from 20/02/2020 (05/04/2020, 12:00 AM)

Note: The report is a snapshot and is continuously updated.

Demographic distribution of cases

Of reported cases, 50% are respectively male or female. Among notified cases, there are 706 children under 5 years of age, 1,820 children aged 5 to 14 years, 64,639 persons aged 15 to 59 years, 17,565 aged 60 to 79 years and 6,784 persons aged 80 years and older (see Figure 3). The age of 200 notified cases is unknown. The median age of cases is 49 years.

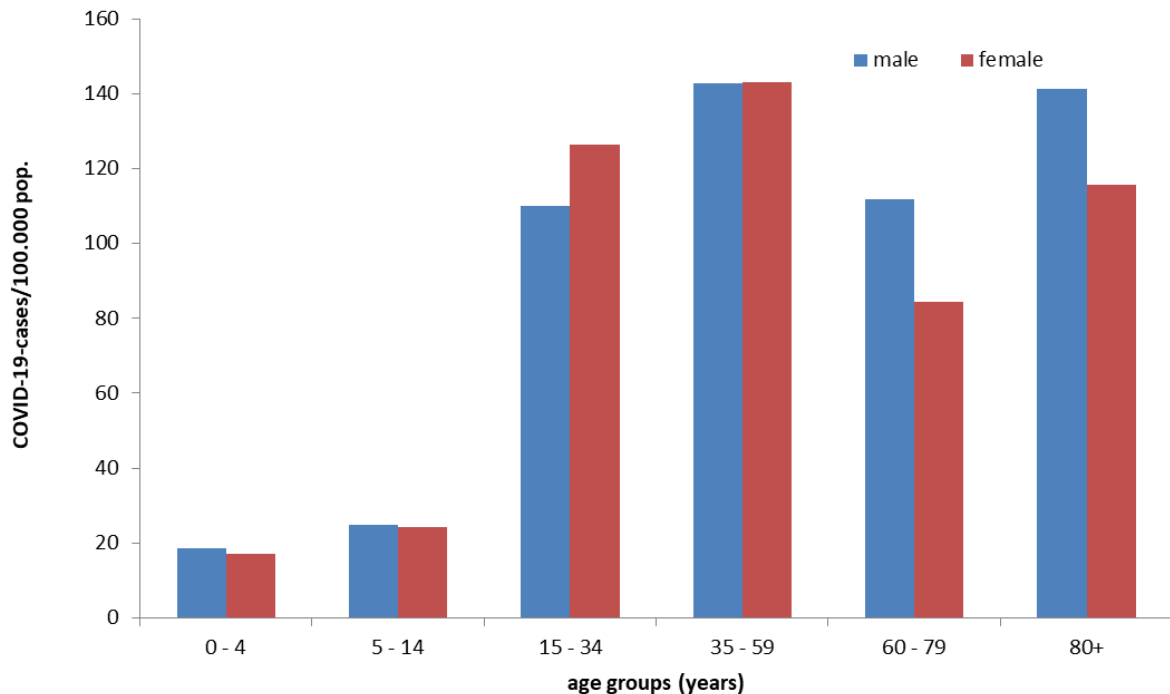


Figure 3: Electronically reported COVID-19 cases/100,000 population in Germany by age group and sex (n=91,203) for cases with information available (05/04/2020, 12:00 AM)

Clinical aspects

Information on symptoms is available for 67,328 of the notified cases. The most common symptoms are cough (52%), fever (42%) and rhinorrhoea (22%). Pneumonia was reported in 1,509 cases (2%). Hospitalisation was reported for 9,550 (14%) of 68,012 COVID-19 cases with information on hospitalisation available.

Approximately 28,700 persons are estimated to have recovered from their COVID-19 infection. Cases were considered to have recovered if they had a known symptom onset before 22/03/2020, were not reported to have pneumonia or dyspnea, did not require hospitalisation or had already been discharged and did not die. Cases were included in the algorithm only if information on date of symptom onset, symptoms, hospitalisation status and vital status were available.

The 1,342 COVID-19 related deaths reported in Germany concerned 851 (63%) men and 488 (36%) women. The median age was 82 years. Of all deaths, 1,156 (86%) were in persons 70 years or older, but only 15% of all cases were in this age group. Reports on COVID-19 related outbreaks in nursing homes are increasing. In some of these outbreaks, the number of deaths is relatively high.

Table 2: Number of COVID-19 cases notified as having died by age group and sex (available for 1,339 of the 1,342 deaths; 05/04/2020, 12:00 AM)

Sex	Age groups (years)				
	<60	60 - 69	70 - 79	80 - 89	>=90
male	53	82	242	394	80
female	15	33	85	256	99

Assessment by the RKI

At the global and the national level, the situation is very dynamic and must be taken seriously. Severe and fatal courses occur in some cases. The number of cases, hospitalisations and fatalities in Germany continues to increase. The RKI currently assesses the risk to the health of the German population overall as **high** and as **very high** for risk groups. The probability of serious disease progression increases with increasing age and underlying illnesses. The risk of disease varies from region to region. The burden on the health care system depends on the geographical and age distribution of cases, health care capacity and initiation of containment measures (isolation, quarantine, social distancing etc.), and may be very high in some geographical regions. This assessment may change on short notice as a result of new findings.

Measures taken by Germany

International risk areas

- The following countries and regions are classified as international risk areas (31/03/2020) (https://www.rki.de/DE/Content/InfAZ/N/Neuartiges_Coronavirus/Risikogebiete.html):
 - o Austria
 - o Egypt
 - o France
 - o Iran
 - o Italy
 - o Netherlands
 - o Spain
 - o Switzerland
 - o South Korea: the city of Daegu and the province of Gyeongsangbuk-do (North-Gyeongsang)
 - o United Kingdom of Great Britain and Northern Ireland
 - o United States of America

The province of Hubei in China is no longer classified as an international risk area.

Other measures

- RKI teams are currently supporting outbreak containment measures with a focus on outbreaks in retirement and health care homes as well as hospitals in several federal states.
- Outbreaks are ongoing in many districts, some with high case numbers. Data on current disease activity in the districts can be found on the dashboard <https://corona.rki.de/> and in the daily situation reports.
- A new federal law was implemented on 28/03/2020 for the protection of the public in the event of epidemic situations, granting the federal government additional competencies for the control of epidemics. <https://www.bundesgesundheitsministerium.de/presse/pressemitteilungen/2020/1-quartal/corona-gesetzespaket-im-bundesrat.html>
- As of 23/03/2020, gatherings of more than 2 persons (with the exception of families and household members) are banned in all federal states. Restaurants and businesses concerned with body care were closed. In public spaces, all persons must maintain a distance of 1.5 metres to other individuals <https://www.bundesregierung.de/breg-de/themen/coronavirus/besprechung-der-bundeskanzlerin-mit-den-regierungschefinnen-und-regierungschefs-der-laender-1733248>