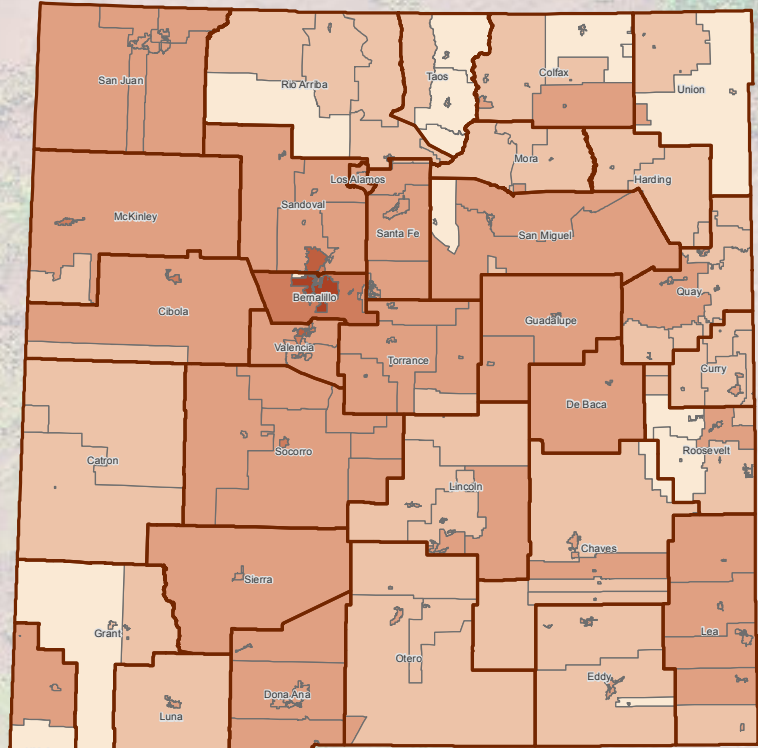


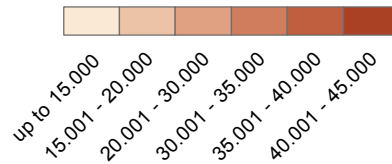


New Mexico Property Tax Rates

Tax Year 2014



Residential Rates



Property Taxes...

... are collected to fund schools, roads, fire and police protection, and variety of other local infrastructure and services.

Following a budget-making and approval process defined by State law for governmental entities in a taxing jurisdiction, tax rates are set by the Division of Local Government within the State of New Mexico Department of Finance and Administration (DFA).

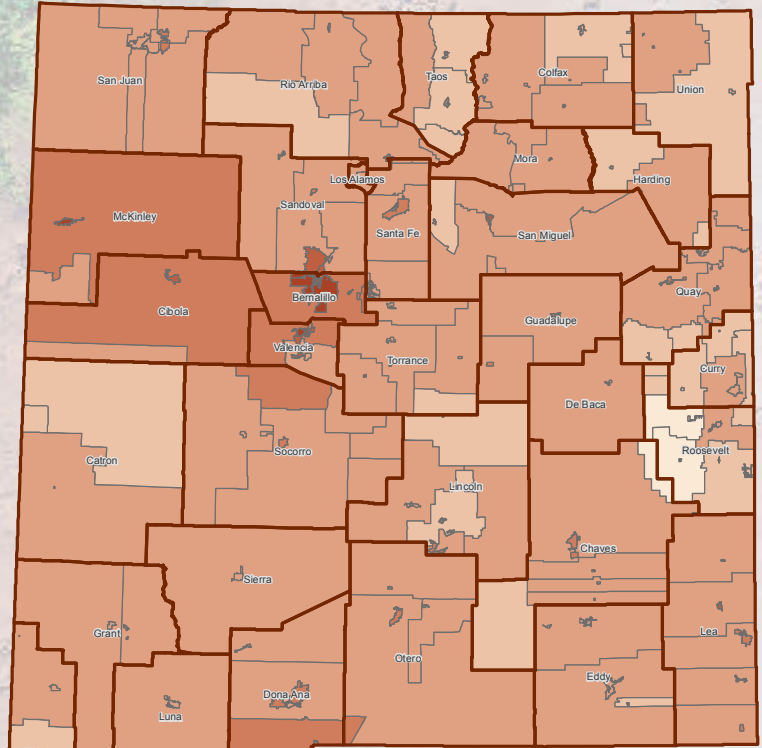
Property tax rates are expressed as a millage rate or mill levy. A "mill" is one-thousandth of currency unit. In New Mexico property taxes are calculated by multiplying net taxable value (1/3 of a property's assessed value) of a property by the mill rate and then dividing by 1,000. Example below.

Residential property tax rate of..... 23.025

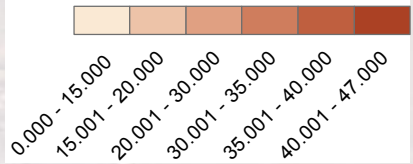
A property with a total full value of... \$290,600
The taxable value (1/3 of total) is.....\$96,867

$96,867 \times 23.025 = 2230362.7$
 $2230362.7 \div 1,000 = 2230$ (rounded down)

\$2,230 is the property tax due



Nonresidential Rates



Rates are expressed in mills or \$1 per \$1,000

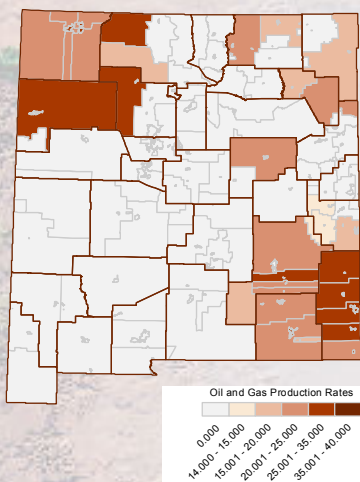
Property Classifications and Rates

Within this context, there are three types of property: land, improvements to land (immovable man made objects such as buildings), and personal property (movable man made objects). Residential properties include single family, manufactured homes, and multi-family units. Non-residential properties include commercial, industrial personal property, livestock, and all vacant land (including vacant residential lots). Non-residential rates are often higher than residential rates.

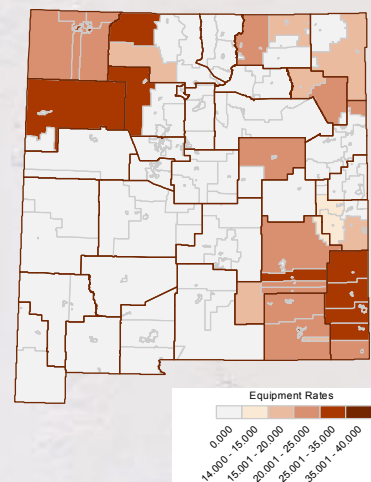
Data Sources and Links

Rates provided are "Grand Totals" from the DFA's "Certificate of Property Tax." These are totals for State, County, Municipal, and School District mill rates. These totals exclude rates for special districts such as conservancy, irrigation, flood control, higher education, vocational and hospital districts. Review your property tax bill to see the special districts and respective rates applicable to your property.

These layers represent boundaries for New Mexico property tax district categories as identified on the "Certificate of Property Tax" published for each of the State's thirty-three counties by the Department of Finance and Administration's Budget and Finance Bureau. "Certificates of Property Tax Rates" may be viewed at:
http://nmdfa.state.nm.us/Certificate_of_Property_Tax.aspx



Oil and Gas Production Rates



Equipment Rates