



**WALES
GOLF**

EVERYONE'S GAME,
ANYWHERE.

WALESGOLF.ORG



2018 Rules and Handicapping Roadshow Agenda

Time	Item
9.00	Registration
9.30	Welcome and Introductions
9.35	2019 Rules of Golf – Ashton Bradbury, David Wilson A guide to the most significant of the changes to the rules of golf that come into effect on 1 January 2019
10.35	Break
10.45	2019 Rules of Golf - continued
11.45	Golf Management Group (GMG) – GMG representative GMG is a purchasing alliance created in 2010 by experienced golf club operators to save costs for golf clubs.
12.00	Lunch/networking Light buffet lunch will be available
13.00	World Handicap System - Trefor Davies An introduction to the World Handicap System due to come in to effect in 2020.
2:15	Wrap up and final questions
2:45	Depart

New Rules of Golf for 2019

Key rule changes

Rules Presentation

- Background
- Key rules changes
- Committee considerations
- Action points

The Aims of the New Rules

- Be easily understood and applied by all golfers
- Be consistent, simple and fair
- Use a consistent approach for similar situations
- Support prompt Pace of Play

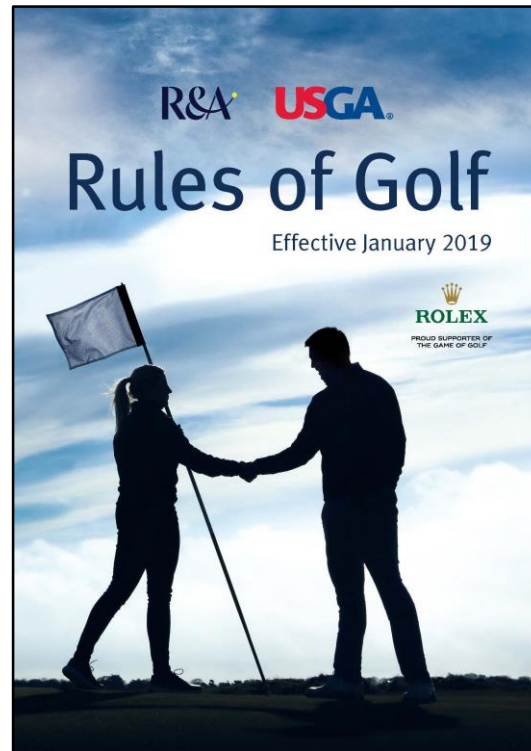
Rules Materials

- Rules of Golf
- Players' Edition; *shorter version covering key rules*
- The Official Guide; *contains interpretations, committee procedures and modified rules of golf for players with disabilities*
- R&A Website: www.RandA.org
- Rules of Golf App

The Structure of the Rules

RULES	CONTENT
1-4	The basics of the game
5-6	How to play a round and a hole
7-11	Actually playing the ball
12-13	Bunkers and putting greens
14	Lifting a ball and putting it back in to play
15-16	Free relief (eg from abnormal course conditions)
17-19	Penalty relief (eg unplayable ball)
20	Resolving rules issues
21-24	Other forms of play (eg stableford)

The Key Rules Changes



The Course; 5 Defined Areas - Rule 2

- The General Area
 - Everywhere on the course except the specific areas
- The Specific Areas
 - The Teeing Area; for hole being played
 - The Putting Green; for hole being played
 - Bunkers
 - Penalty Areas (water hazards in current rules)

Finding & Identifying Your Ball - Rule 7

- May take reasonable actions to find & identify the ball.
- Lifting a ball to identify it
 - No need to inform playing partners before lifting a ball to identify it.
 - Mark it before it is lifted.
 - Can only clean the ball enough to identify it
 - Replace it on original spot.
- No longer a penalty if a player accidentally moves his ball whilst searching for it. Ball must be replaced.

Lifting and Returning a Ball to Play (Rule 14)

- Replacing a ball
 - Mark the ball before lifting if it is to be replaced on its original spot
 - Use original ball (usually)
 - If the original spot is not known it must be estimated

Lifting and Returning a Ball to Play (Rule 14)

- Dropping a ball in taking relief
 - Use original ball or another ball
 - Must be dropped straight down from Knee height*
 - Must be dropped in a relief area and come to rest in the relief area
 - Must not touch player/equipment before hitting ground
- Knee height means the height of the player's knee when in a standing position

Relief Areas

- Used when obtaining free or penalty relief
- Identify the reference point from which the relief area is measured The relief area;
 - Is either 1 or 2 club lengths (*longest club exc putter*) from the reference point depending on the rule
 - Must not be nearer the hole than the reference point
 - Must ensure no interference from the condition (*when taking free relief*)
 - May have to be in certain defined areas of the course

Abnormal Course Conditions – Rule 16

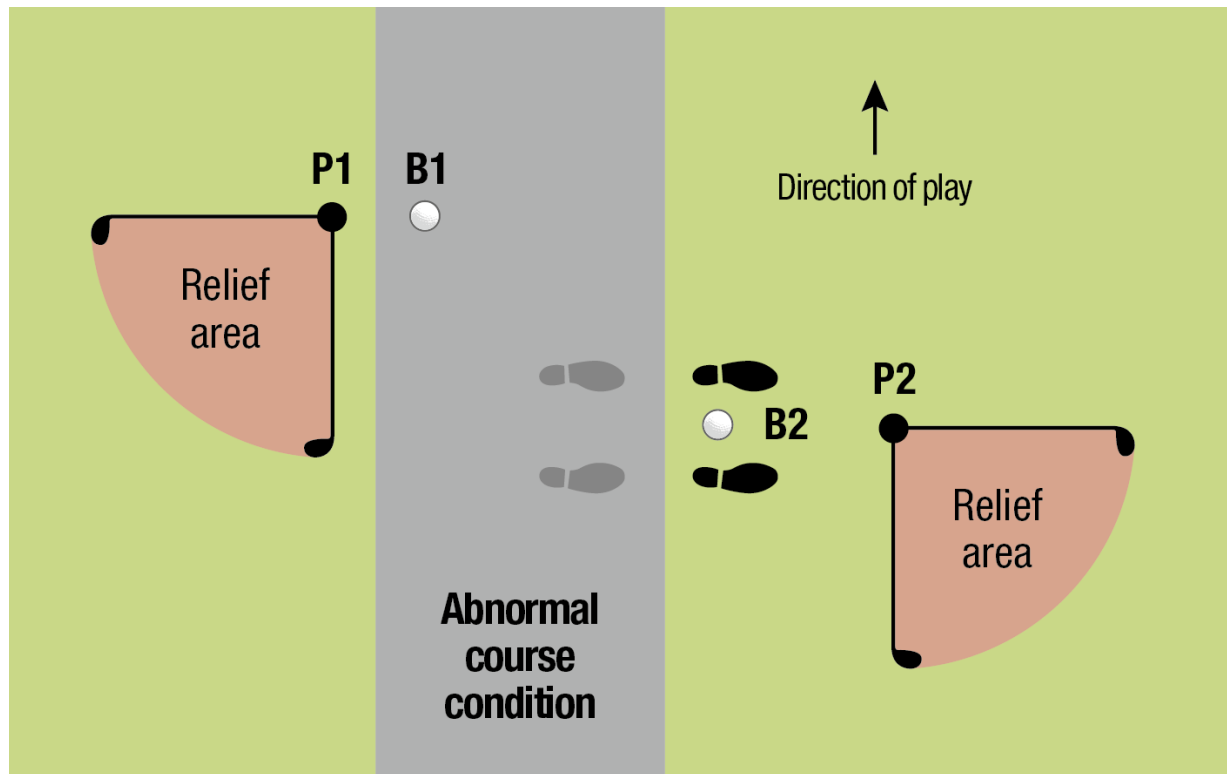
- Now include
 - Animal Holes
 - GUR
 - Immovable Obstructions
 - Temporary Water (casual water)
- An animal hole is a hole dug by any animal (except worms & insects)

Abnormal Course Conditions - relief for Ball in General Area Rule 16

- Drop without penalty
- Reference point is the **nearest** point of complete relief in general area
- Relief Area:
 - Is 1 club length
 - Must be in the general area
 - Must not be nearer the hole than the reference point
 - Provides complete relief

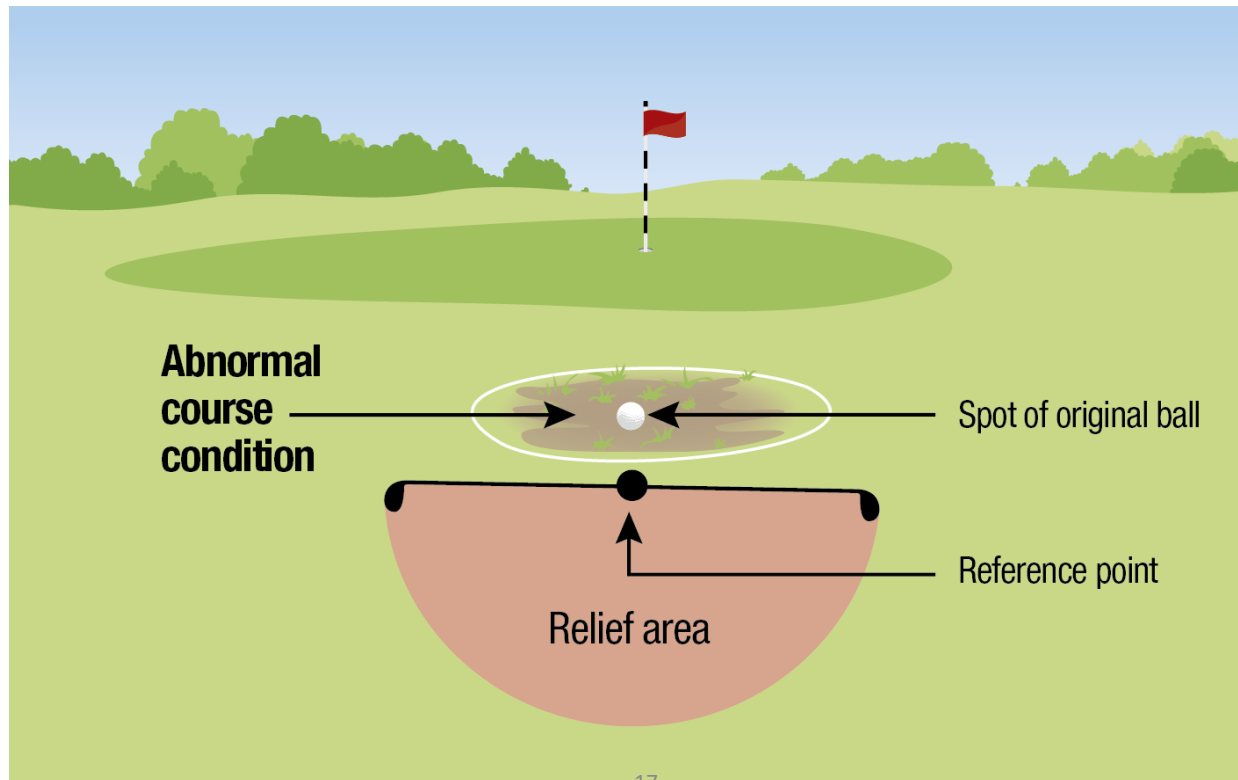
Relief area for Abnormal Course Conditions an example

General Area of Course



Relief area for Abnormal Course Conditions an example

General Area of Course

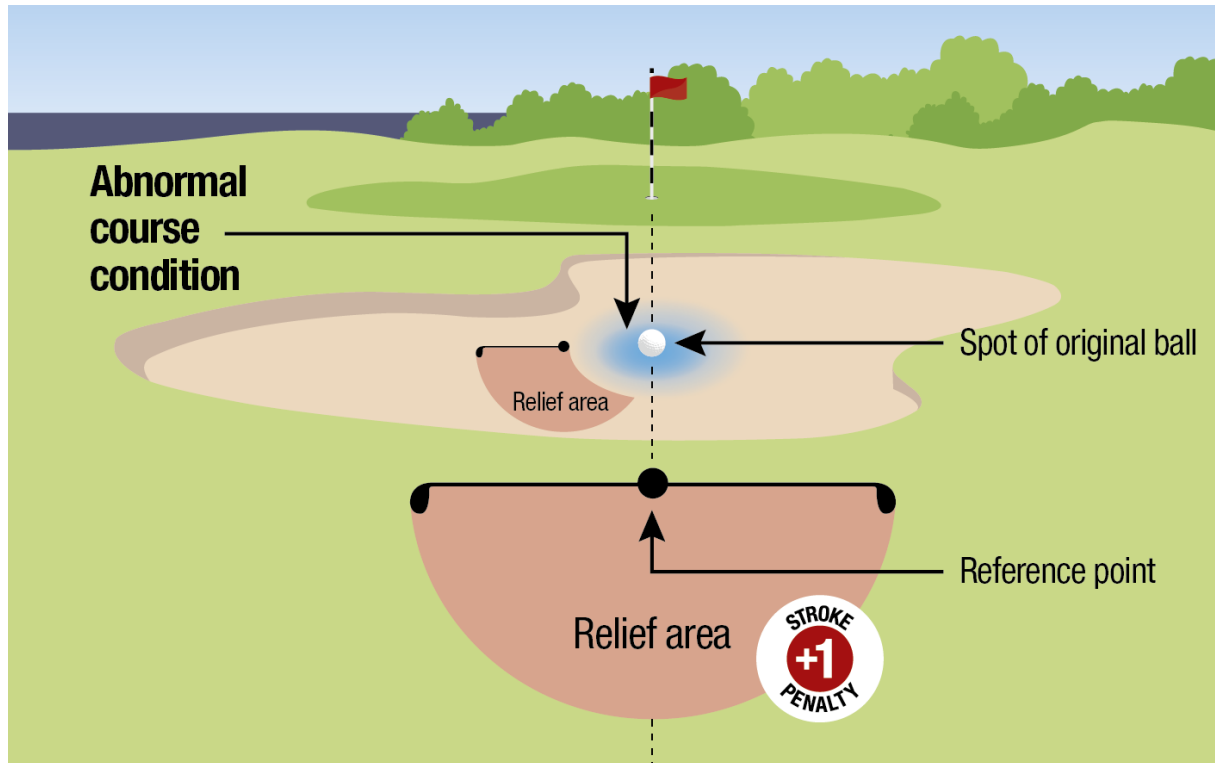


Abnormal Course Conditions - relief for Ball in Bunker Rule 16

- Drop without penalty
 - Nearest point of complete relief must be in bunker
 - Relief area must be in bunker
- Drop under penalty
 - Drop outside the bunker
 - Back on the line relief
 - 1 stroke penalty

Relief area for Abnormal Course Conditions an example

Bunkers



Penalty Areas - Rule 17 (replace water hazards)

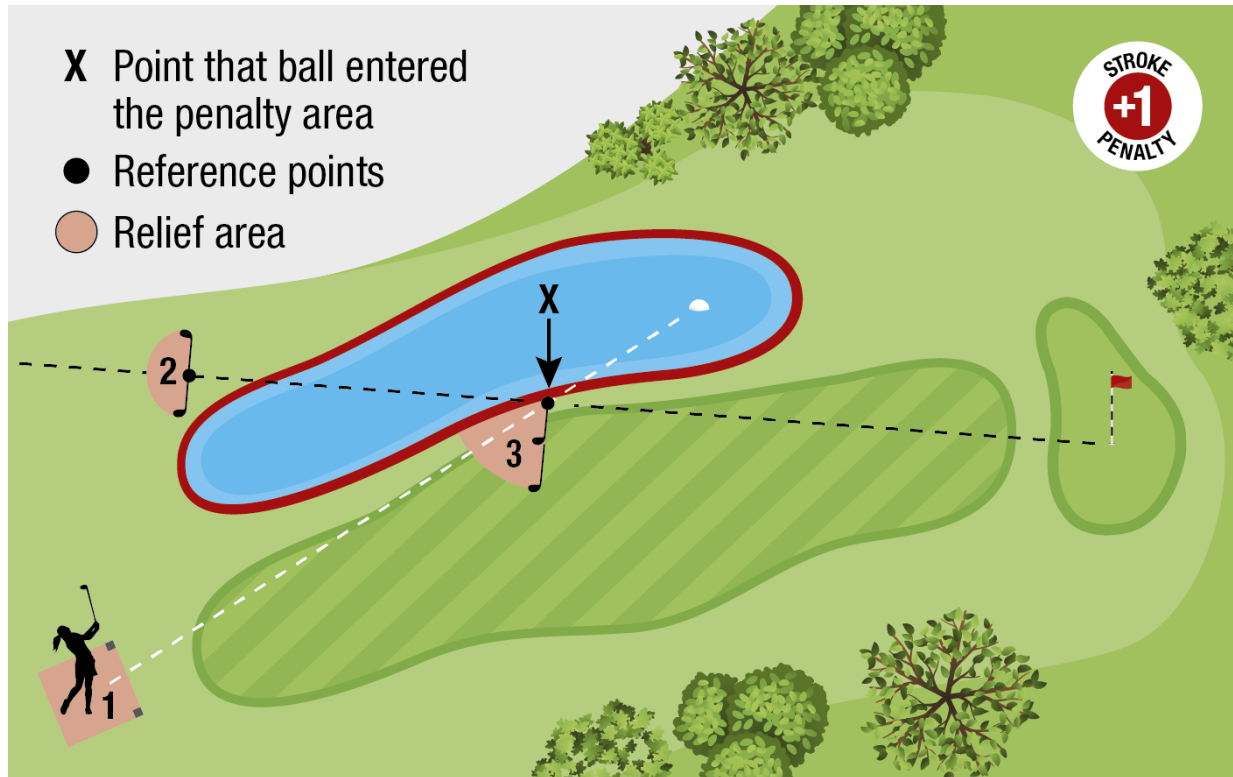
- Any area of water on the course (except temporary water)
- Any other part of the course defined by the Committee as a penalty area
- Committee may elect to mark all penalty areas **red**
- Player can touch and remove loose impediments
- Player can ground a club

Penalty Areas relief options – Rule 17

- Relief options with 1 shot penalty:
 - Stroke & Distance relief (see slide 24)
 - Back on the line relief
 - Lateral relief **red** penalty areas only: 2 club length relief area
 - No longer allowed relief on the opposite margin of a red penalty area unless a local rule is in place
 - For a ball in penalty area no relief for abnormal course conditions, embedded ball or unplayable ball. Play ball as it lies or proceed under rule 17.

Penalty Areas – Rule 17

Relief Options for Red Penalty Area



[Video](#)
Back
on line

[Video](#)
Lateral
Relief

Out of Bounds & Lost Ball – Rule 18

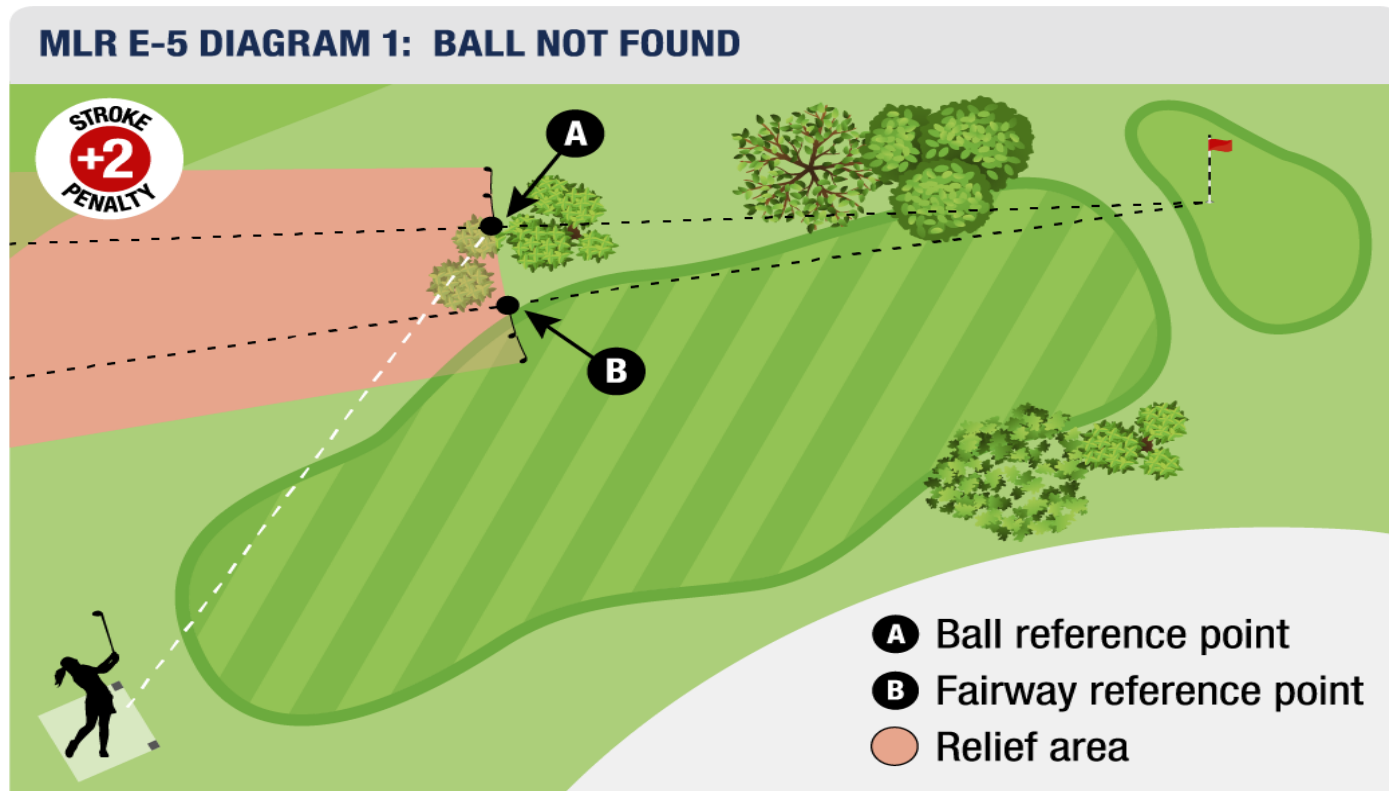
- Only **3 minutes** to search for and find a ball
- Stroke and Distance relief still applies;
 - Teeing area: play a ball from anywhere in teeing area and may tee the ball
 - Putting green: place a ball at point where last played from
 - All other areas: drop a ball in a 1 club length relief area at point last played from

Out of Bounds & Lost Ball – Rule 18

- New local rule option;
 - Drop a ball in a relief area near to where ball thought to be lost or crossed the course boundary
 - 2 stroke penalty
 - May help with pace of play
 - Appropriate for general play or casual rounds
 - Not for Handicap Qualifying Comps

Out of Bounds & Lost Ball – Rule 18

Relief area for lost ball

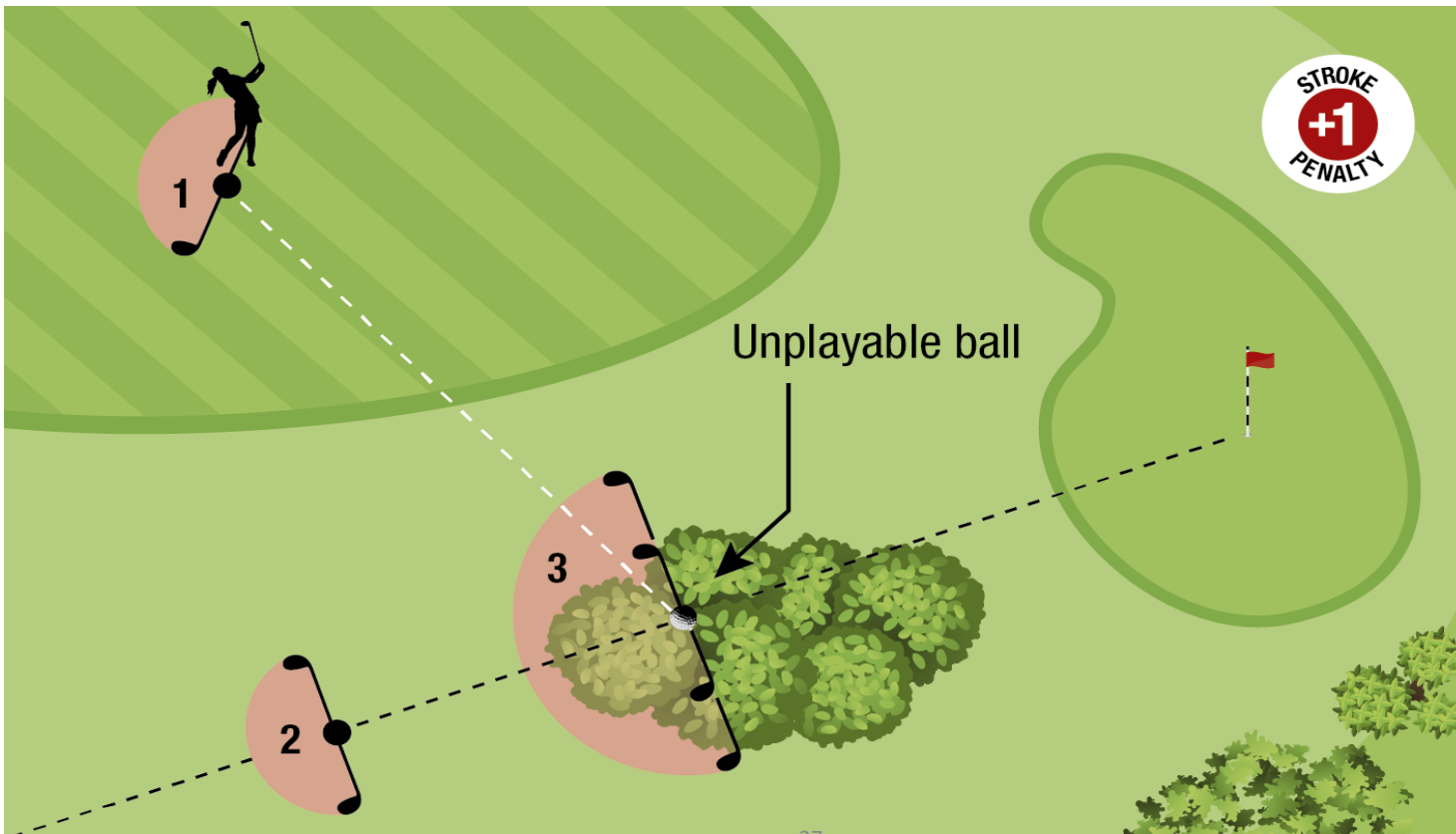


Unplayable Ball- Rule 19

- Relief options under 1 shot penalty:
 - Stroke & Distance
 - Back on the line; 1 club length relief area
 - Lateral relief; 2 club length relief area from where ball lay
- New additional relief option for bunkers:
 - For a 2 shot penalty player may drop back on the line outside the bunker

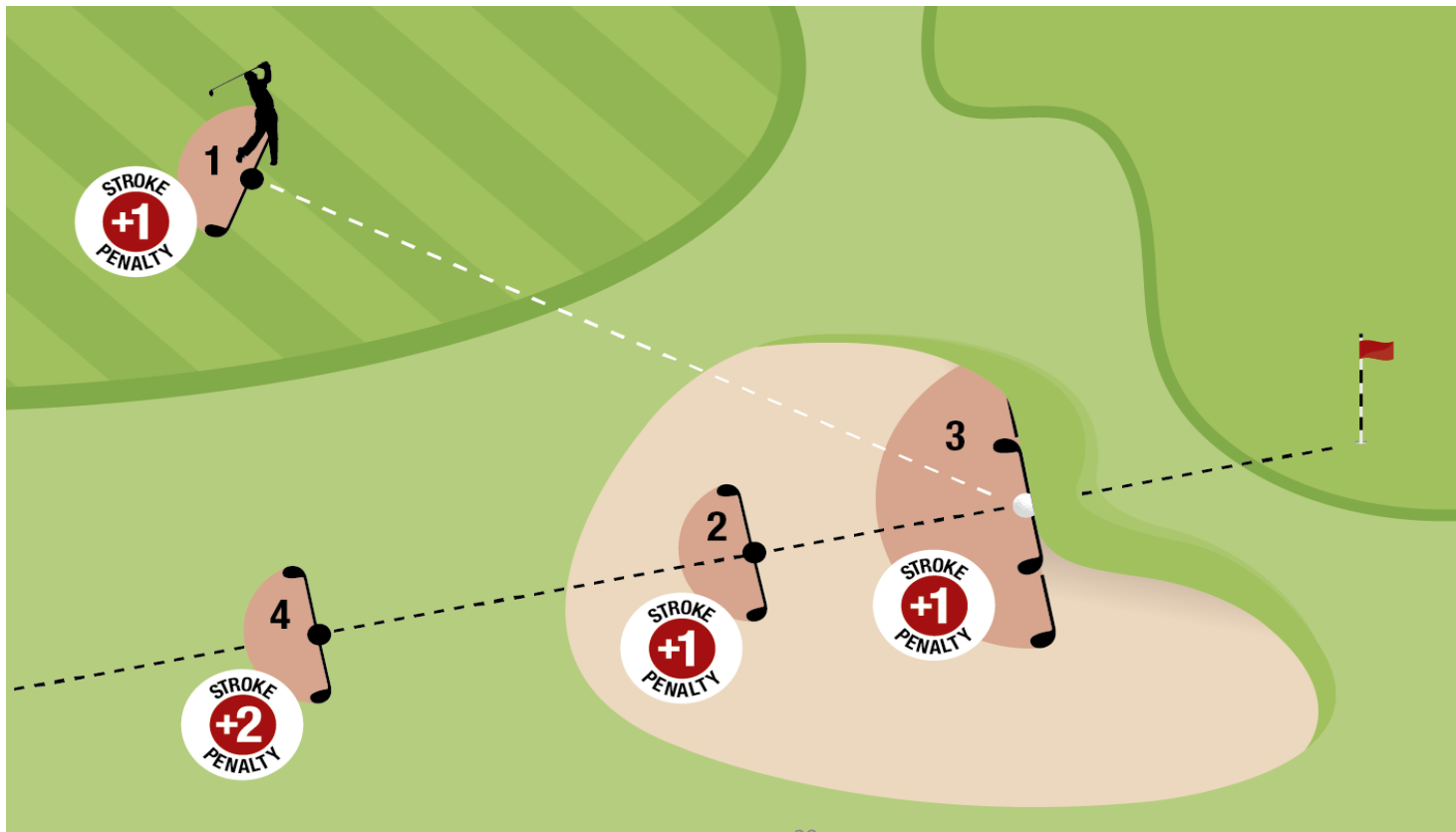
Unplayable Ball- Rule 19

relief options



Unplayable Ball Rule 19

Relief options from a bunker



Bunkers – Rule 12

- May now remove loose impediments (as well as movable obstructions)
- Still not allowed to touch the sand to test its condition
- Still not allowed to touch the sand with a club;
 - right in front/behind the ball or
 - on the backswing for a stroke or
 - on a practice swing

Putting Green - Rule 13 Damage

- Can repair
 - Ball marks, spike marks
 - Old hole plugs, turf plugs, seams of cut turf
 - Animal tracks or hoof marks
 - Can remove embedded objects
- Cannot repair
 - Aeration Holes or verti-cutting grooves
 - Damage from irrigation or rain
 - Bare or diseased areas or natural wear of the hole

Putting Green – Rule 13

Ball Moved

- Accidentally causing a ball to move
 - No Penalty
 - Replace ball
- Ball moved by natural forces (eg wind)
 - No penalty
 - If ball had been lifted & replaced then replace the ball where it lay
 - If ball had **not** been lifted & replaced, play it as it lies.

Flagstick–Rule 13

- Flagstick may be left in the hole
 - including for a stroke from on the putting green
- Can still remove or have it attended
- Must decide before making a stroke
- No Penalty if ball hits flagstick in the hole
- No Penalty if ball accidentally hits a removed flagstick
- Play the ball as it lies

Quick Fire Points

- Accidentally hitting ball more than once: no penalty
- Caddie cannot stand behind player from when player begins to take their stance
- No penalty if the ball hits the player/caddie/equipment accidentally; play it as it lies (usually)
- Relief for embedded ball available in the general area (fairway height or less requirement removed)
- Distance Measuring Devices; allowed unless a local rule prohibits them
- Interference from wrong green includes stance & swing

Considerations for Committees

Entry Forms – Key Changes

- Terms of Competition not Conditions of Competition
- Some 'Conditions of Competition' will now be local rules
- How to decide ties
 - Default for a match which ends in a half will be that extra holes must be played to find a winner

Local Rules will need to be updated

- Update in line with Model Local Rules
- New terms and rule numbers
- Remove 'outdated' local rules
 - Stones in bunkers
 - Distance Measuring Devices
 - Embedded Ball
- Consider if any new local rules are needed

Penalty Areas

- Most penalty areas should be marked **red**
- Defining areas not containing water as penalty areas;
 - Provides an alternative to stroke & distance relief
 - May help pace of play
 - Will it maintain the challenge of the hole?
 - Consistency across the golf course
 - Unplayable ball option not available in a penalty area

Ready Golf in Stroke Play

- Playing out of turn in a safe and responsible way to assist pace of play
 - Holing out a short putt
 - Playing before helping a fellow competitor in a ball search
 - Playing first if fellow competitor still to arrive at their ball
 - Playing first if fellow competitor considering a difficult shot
- Does your club encourage ready golf?

The Official Guide: Committee Procedures Section

- Lots of helpful information for competition committees
 - The role of the competition committee
 - Setting the terms of the competition
 - Marking the golf course
 - Policies for pace of play and player conduct
 - Model Local rules
- Well worth a look www.RandA.org

Next Steps; the Competition Committee

- Make use of www.RandA.org
- Go through the Committee Procedures
- Read the new Rules of Golf
- Review course marking, local rules, scorecards
- Ask us; we will help
 - Email questions to rules@walesgolf.org
 - Level 2 rules schools in January 2019

Next Steps; your golfers

- Please help to inform your members
- Encourage them to
 - Read the Player's Edition of the rules
 - Visit www.RandA.org for more information
 - Download the R&A Rules App
- Use this presentation if you wish
- Wales Golf will run club rules presentations in 2019

Quiz Time!!



Question 1 – A player accidentally moves their ball while searching for it in the long rough. What is the Penalty

- A. No Penalty**
- B. One Stroke Penalty**
- C. General Penalty**

Question 2 – When taking their stance, a player's right foot is on a wrong green. What should the player do?

- A. Play the ball as it lies**
- B. Take free relief**

Question 3 – Which of these dropping methods are acceptable?



Question 4 – A Player tees off and hits a tree, with the ball bouncing back into the teeing area. Which of the following is allowed

- A. The Player may re-tee the ball on the spot the ball has come to rest**
- B. The Player may re-tee the ball on the spot from which the previous stroke was played**
- C. The Player may re-tee the ball anywhere in the teeing area**

Question 5 – A player wants to take an Unplayable Ball in a bunker, and drop outside of the bunker. Which of these is correct

- A. The Player drops anywhere outside of the bunker not nearer the hole for a penalty of one stroke**
- B. The player drops anywhere outside of the bunker not nearer the hole for a penalty of two strokes**
- C. The player drops “back in line” outside of the bunker for a penalty of two strokes.**

Question 6 – A player is on the green, and has the flagstick removed. His putt then hits the flagstick. What is the penalty?

- A. The player receives a general penalty and replays their shot**
- B. The player receives no penalty and replays their shot**
- C. A general penalty applies only if the flag was positioned deliberately in a place that could have deflected or stopped the ball, and the player then replays their shot**

Question 7 – A relief area is measured with which of the following

- A. 20 Inches**
- B. The longest club, exc. Putter**
- C. Any Clublength**

Question 8 – A player removes a loose impediment from a bunker. The player receives:

- A. No Penalty**
- B. One Stroke Penalty**
- C. General Penalty**

Questions?



rules@walesgolf.org

Thank you for your support



GMG



Golf Management Group

We know Golf



Golf Management Group (GMG)

GMG is a purchasing alliance created in 2010 by experienced golf club operators harnessing our collective purchasing power to leverage significant discounts without ever compromising on quality or service.



Core Areas





Additional Services

- Telecoms
- Coffee
- Laundry
- Stationery
- Golf Course Consumables
- Photocopiers
- Artificial Turf
- Turf



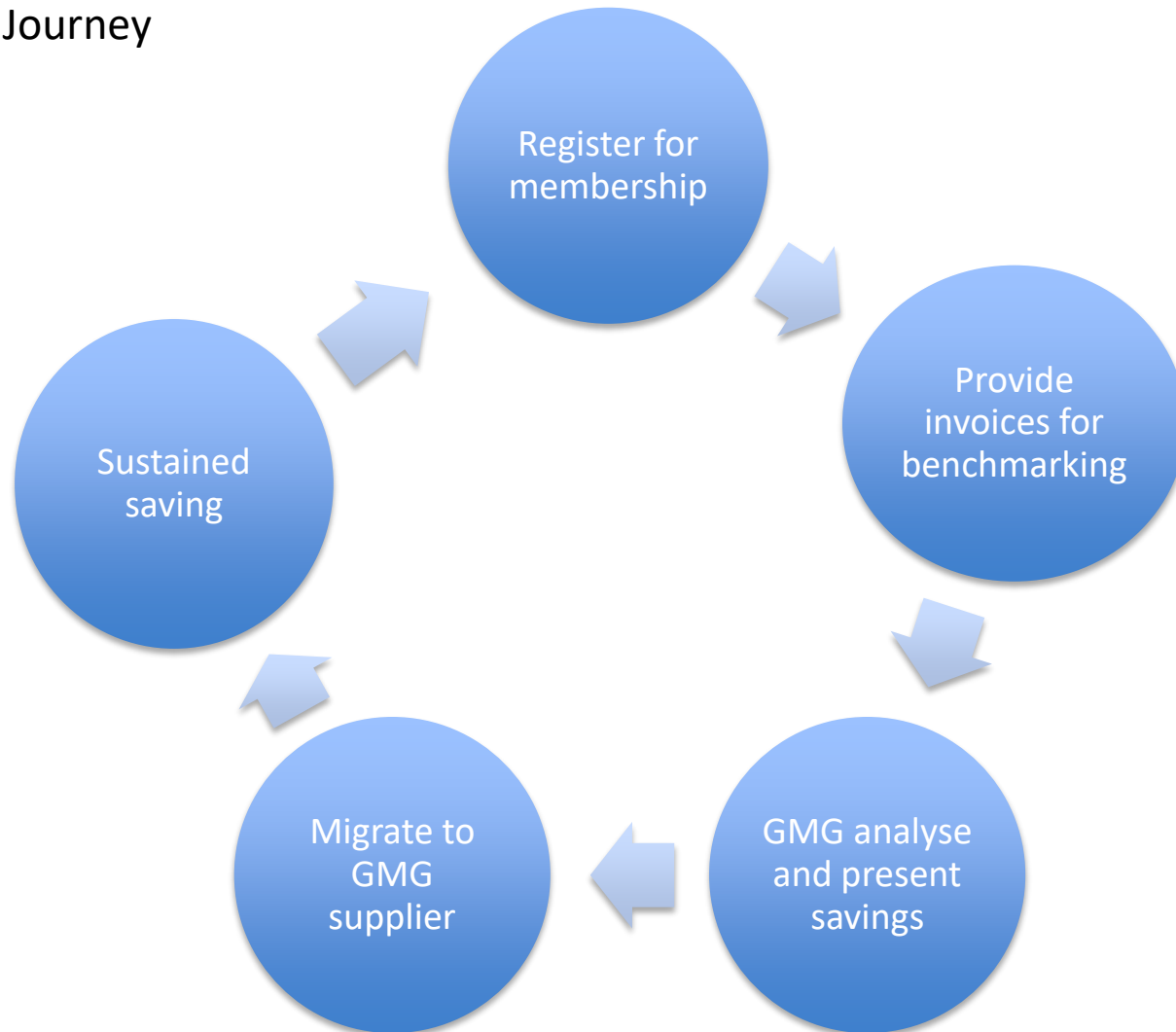
GMG Suppliers

Initial





Membership Journey





Working in Partnership





Golf Partnership since Nov 2017

- 179 Clubs registered
- 61 engaged in process
- 116 contracts won
- £377,689 total savings to date
- £3,256 saving on average per contract



Top Performing Categories

- ELECTRICITY - total saved £93,870 average £2,933
- GAS - total saved £26,135, average £1,537
- WASTE - total saved £12,424, average £621
- CATERING - total saved £77,700, average £7,063
- TIME – total saved - too much to calculate



Questions?



GMG



Golf Management Group

We know Golf




World Handicap System

An introduction to the new World Handicap
System for 2020



.... the story so far

2011 – The R&A and USGA start discussions regarding one handicap system for the world.




The Core Principles

1. Enable as many golfers as possible to obtain and maintain a handicap.
2. Enable golfers of differing ability, gender and nationality to travel around the world and compete on a fair and equal basis
3. Indicate with sufficient accuracy the score, a golfer is reasonably capable of achieving playing under average conditions,
4. To implement a system of monitoring and review of handicaps based on sufficient evidence of a player's game.
5. Emphasises the importance of playing in accordance with the Rules of Golf.
6. Reflect variations in playing conditions.
7. Incorporate an element of flexibility or choice to reflect different golfing cultures around the world.
8. Be easy to understand and apply by golf clubs and golfing public, as economic as reasonably possible to install and operate.
9. Must have the confidence of the golfing public.
10. Undergo a regular, coordinated review process.

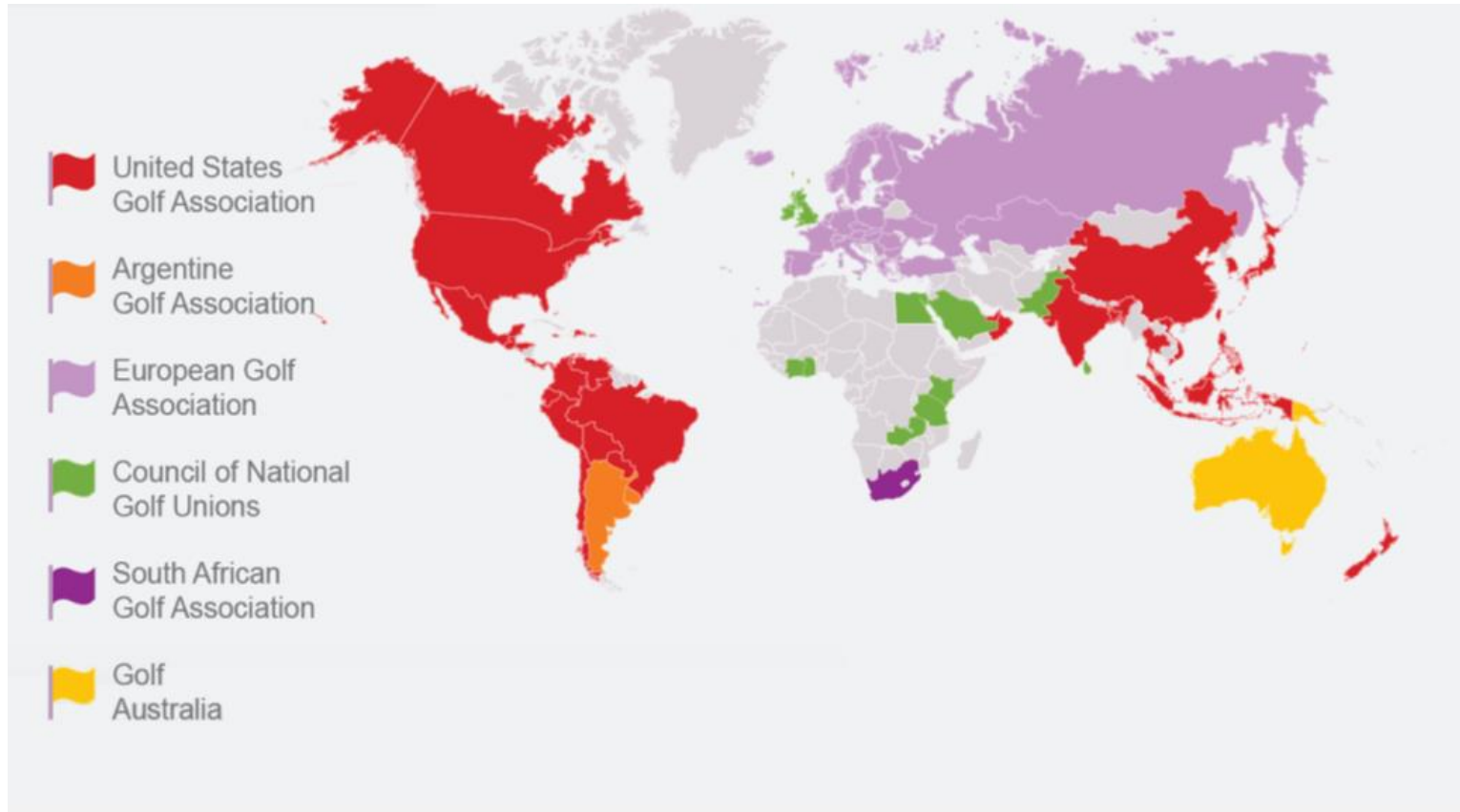
.... the story so far

2011 – The R&A and USGA start discussions regarding one handicap system for the world.

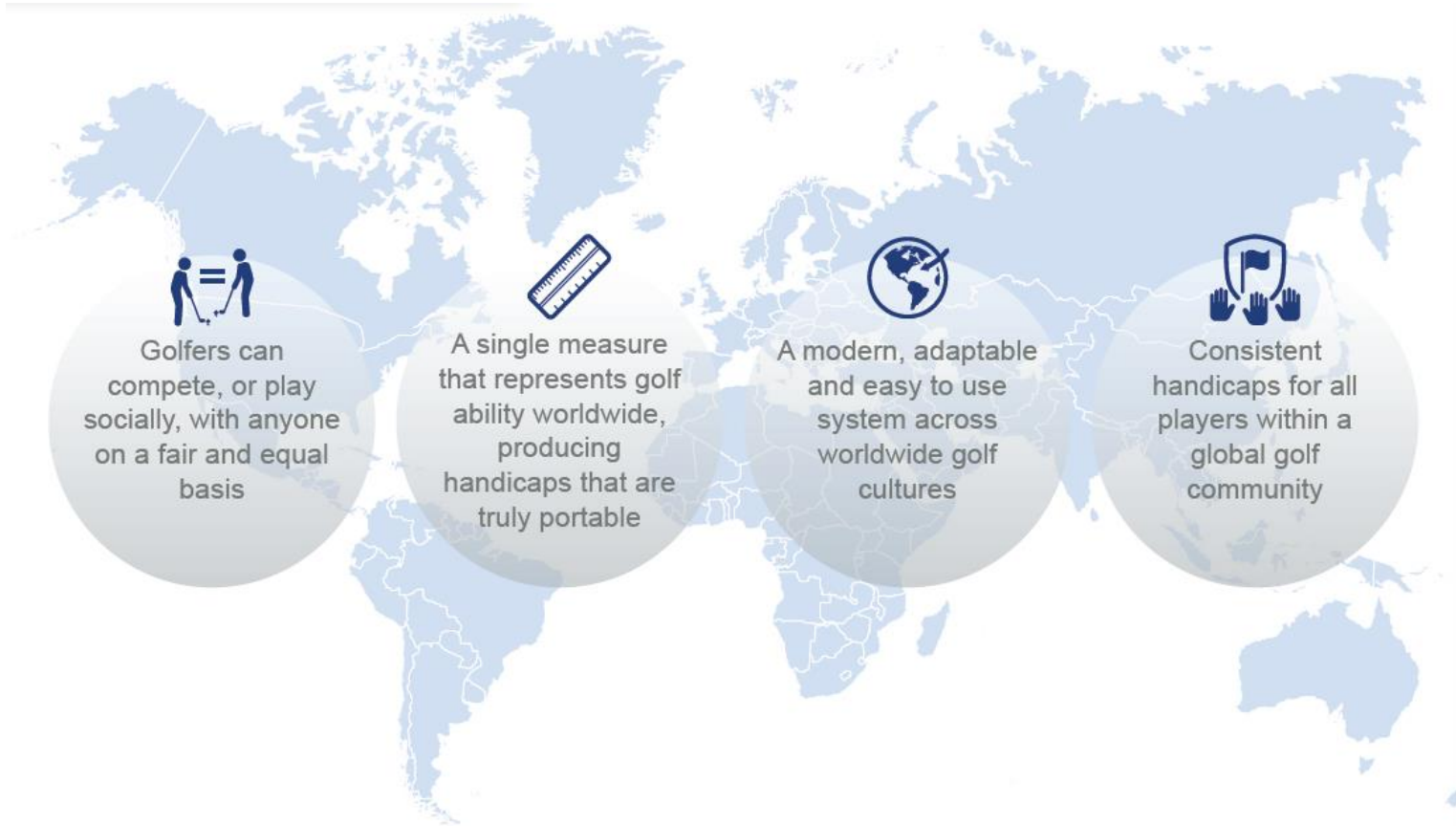


2015 – A formal committee was established with representation from around the world.

Collaborative Working




Collaborative Working



.... the story so far

2011 – The R&A and USGA start discussions regarding one handicap system for the world.

2017 – Research was conducted around the world to establish the views of both golfers and golf administrators.



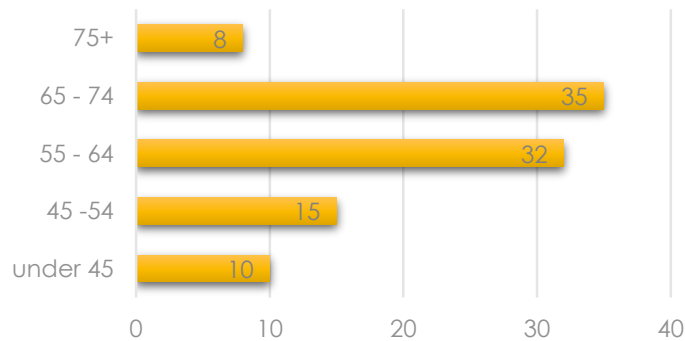
2015 – A formal committee was established with representation from around the world.

Research GB&I

Sample Size



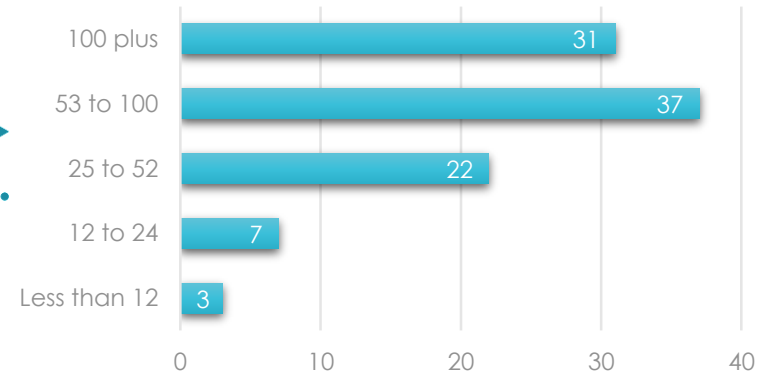
17, 538



Gender Split



MALE – 78%
FEMALE – 22%



ROUNDS PLAYED

Research GB&I

FEELING FOR WHS



YES – 82%

NO – 3%

NOT SURE – 4%



REASONS
FOR AND AGAINST

ONE GAME,
ONE HANDICAP SYSTEM.

CONSISTENT MEASURE.

LESS CONFUSING

HELP GROW THE GAME.

LONG OVER DUE



DIFFERENT GOLFING
CULTURES

DON'T WANT TO CHANGE

TOO MUCH WORK

TOO MUCH DISRUPTION .

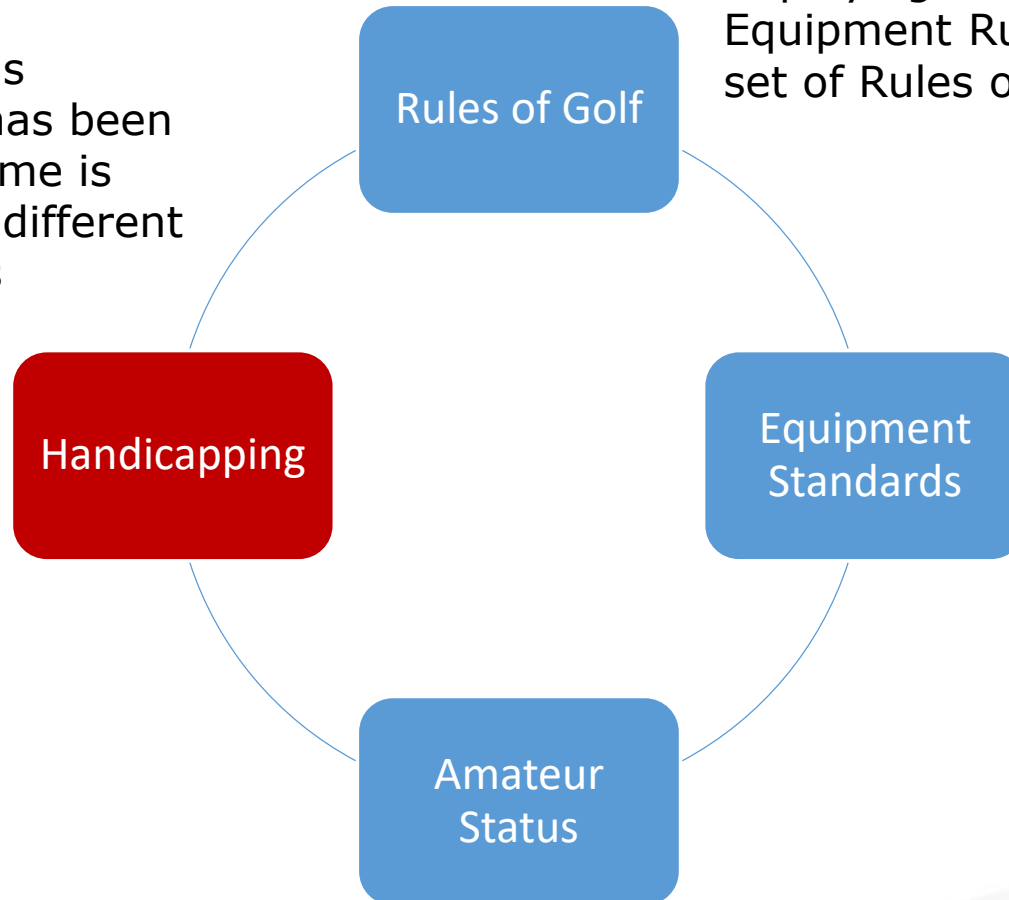
COST

Why Have a World Handicap System?

- Golf is a global game.
- All players around the world using one system.
- Be easy to use as possible without sacrificing accuracy or integrity.
- A solid foundation to the sport.
- Strong player pathway: from beginners to the experienced; from the recreational to the competitive.
- A consistent measurement of ability and progress.
- Consistent and portable.
- Modern, relevant and looking to the future.

Why Now?

This missing link is handicapping, it has been agreed that the time is right to bring the different handicap systems together.



In a sport that has always had global reach, it has a single set of playing Rules, a single set of Equipment Rules and a single set of Rules of Amateur Status.

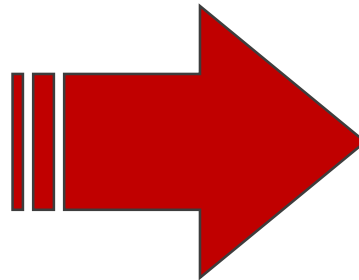
Key Elements

- Course Rating and Slope Ratings.
- Minimal Number of Scores to Obtain a Handicap Index.
- Basis of Handicap Calculation.
- Acceptable Scores for Handicap Purposes.
- Handicap Index, Course Handicap and Playing Handicap.
- Maximum Hole Score of Net Double Bogey.
- Abnormal Course and Weather Condition Adjustments.

Course Rating and Slope Rating

The USGA Course and Slope Rating system be incorporated into the WHS system.

		Please indicate which tee used	
Handicap	Strokes Rec'd	PAR	SSS
		70	71
		70	69
		70	68
		72	72
Handicap	Red Yards	Par	Stroke Index
0	414	5	7
1	229	4	15
2	387	4	1



Back Tees		72.9/144	362	536	181	600	418	420
Middle Tees		71.1/140	518	168	560	405	410	
Par			4	5	5	4	4	
Strokes			9	3	13	1	5	
Handicap For Event								
	HOLES	+	1	2	3	4	5	6
		-						
Strokes			9	3	15	1	11	13
Par			4	5	3	5	5	5
Forward Tees		75.9/146	318	513	154	541	390	394

MERION GOLF CLUB
East Course

Player _____


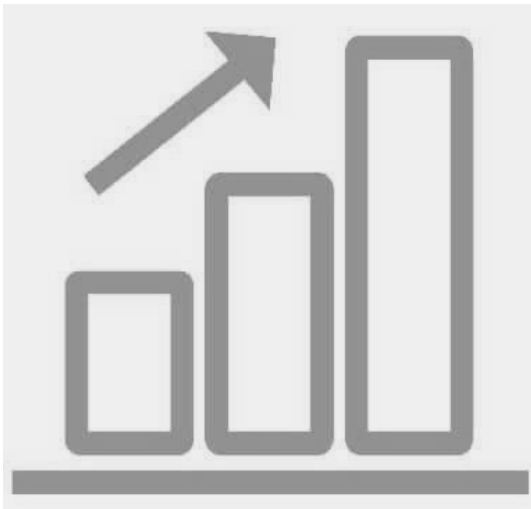
Current Standard Scratch Score to be replaced by a Course Rating (to a decimal point) and a slope rating.

What is Slope Rating?

- SLOPE measures the PLAYING DIFFICULTY of a Course for a BOGEY GOLFER RELATIVE TO A SCRATCH GOLFER
- To calculate SLOPE for any COURSE / SET OF TEES we need 2 measures :
- The SCRATCH rating to measure the PLAYING DIFFICULTY for a SCRATCH Golfer
- The BOGEY rating to measure the PLAYING DIFFICULTY for the BOGEY Golfer
- *It is the combination of these measures that allow us to calculate the Slope Rating of a set of tees.*

Basis of Handicap Calculation

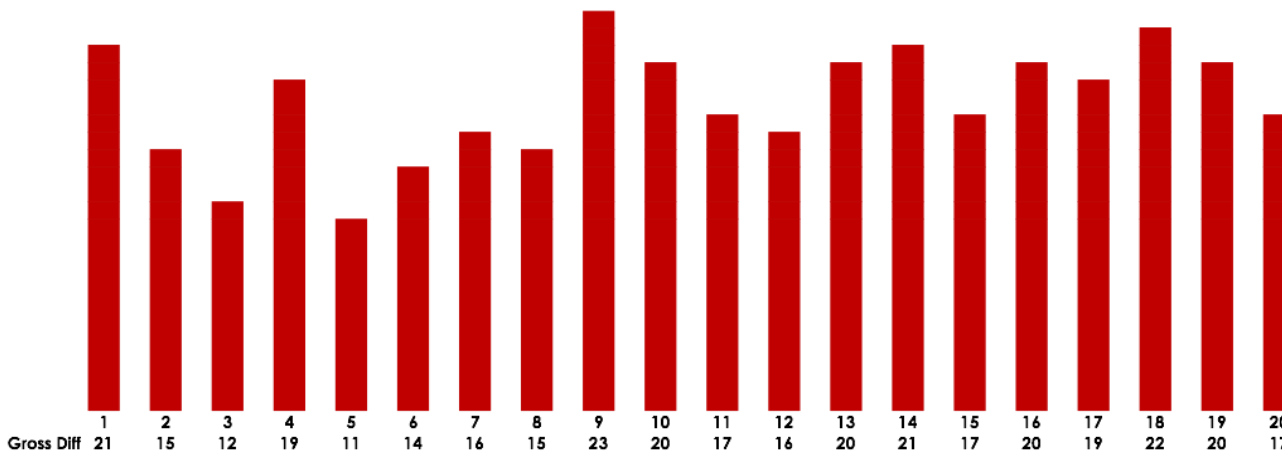
Handicaps will be average based, using best 8 from last 20 scores



Change to our current incremental system

What we mean by an 'averaging' system.

- After EVERY QUALIFYING SCORE the Handicap (index) is calculated based on the first principle. Under the World Handicap System this will be: the AVERAGE of the BEST 8 'SCORES' from the LAST 20



Last 20
Gross Differentials

Handicap (Index)=
Average of best 8

Handicap Development

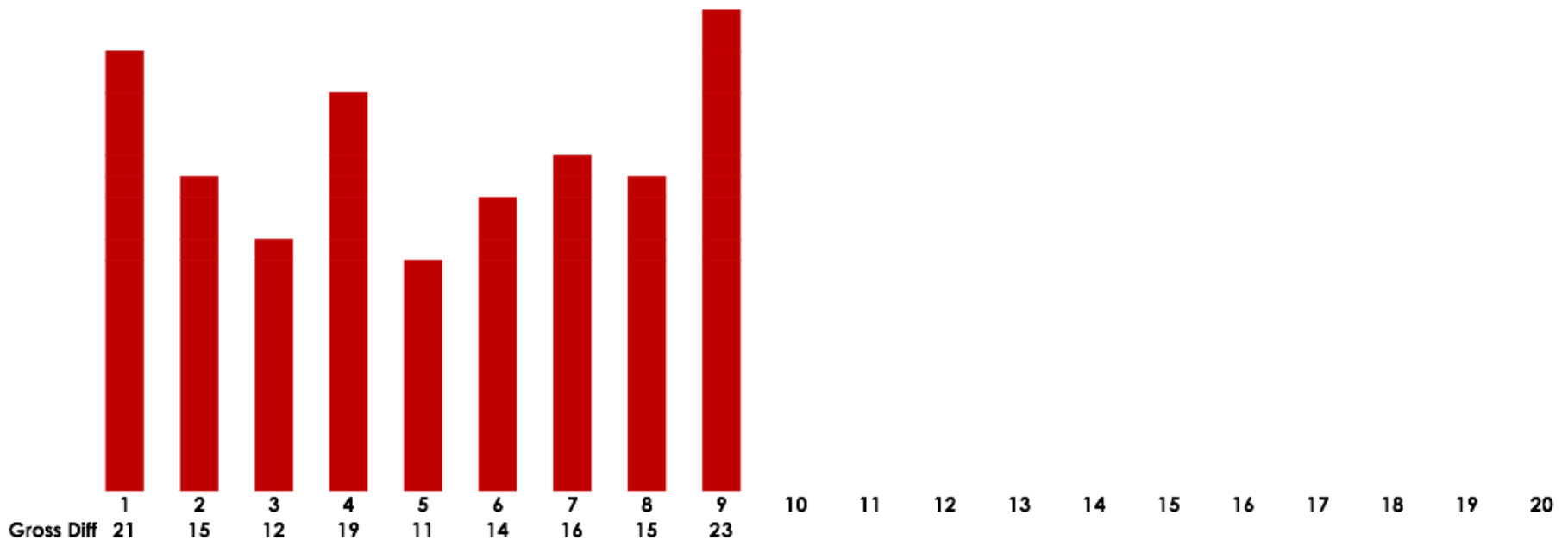
Initial Handicap is calculated using the lowest score -2.



October 2018

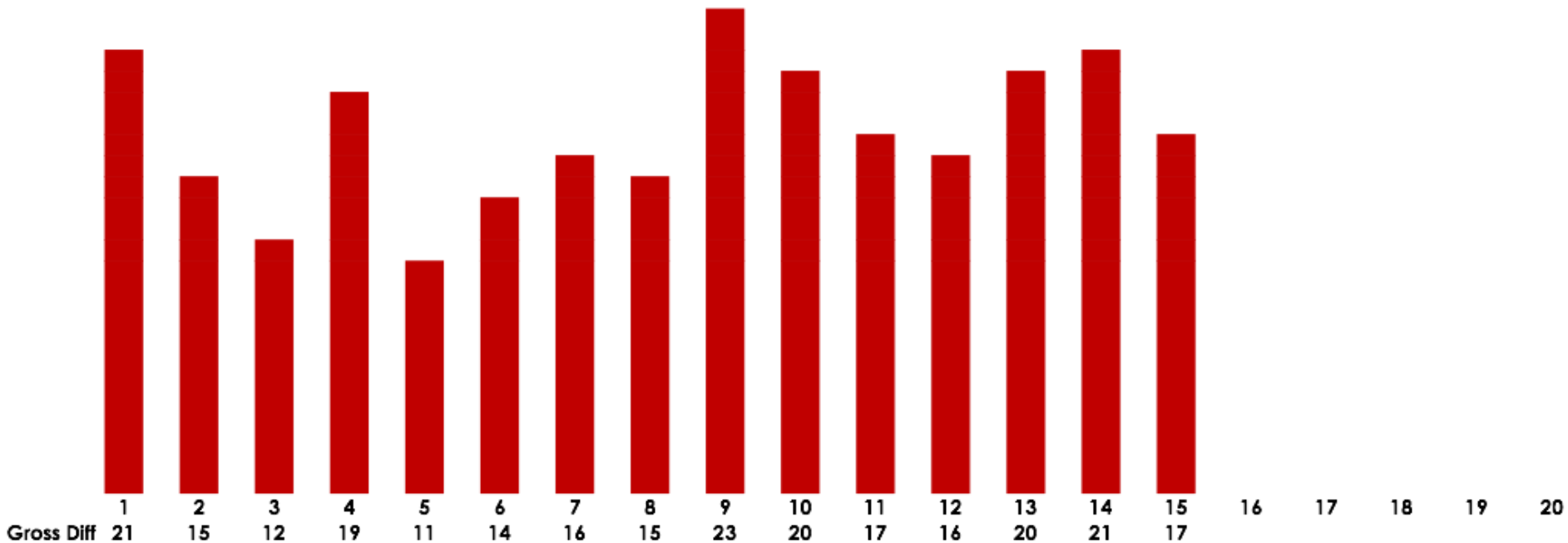
Handicap Development

After 9 Scores it would be the average of the best 3 scores.




Handicap Development

After 15 Scores it would be the average of the best 5 scores.



Abnormal Course & Weather Conditions Adjustment

**Competition
Scratch
Score**



**Course
Conditions
Adjustment**

No real change, this is similar to our current CSS.

Current Competition Scratch score calculation

Current process looks at the fields performance against SSS.

Competitors by Cat (inc DQs and NRs)		Percentages		Rounded % (nearest 10%)
Category 1	1	$1 \times 100 / 30 =$	3.30%	0%
Category 2	2	$2 \times 100 / 30 =$	6.60%	10%
Category 3 & 4	27	$27 \times 100 / 30 =$	90.10%	90%
Total	30			100%
Number of Nett Scores in Bufferzone or better	5	$5 \times 100 / 30 =$	16.70%	17%

New Process

This will be built into the handicap software, the calculation is still being tested.

- Calculation should be less volatile.
- Should include all scores returned on any day
- Only players with fully developed records to be included.

Maximum Hole score of Nett Double Bogey

Applying a limit on the occasional high score on a hole which doesn't reflect the players potential ability. This is applied for handicap purposes only.

**Nett
Double
Bogey** = **Nett
Double
Bogey**

No real change, this is the same as our current Nett Double Bogey.

Acceptable scores for handicap purposes

All singles stroke play competitions (Medal/Stableford) must be submitted, National Unions will have discretion to select other formats that are deemed to be acceptable.

**Single Strokeplay
Competition and
Supplementary** = **Single Strokeplay
Competition and
Social**

No real change, while we will have the opportunity to add more formats at a later stage for ease of transition, CONGU will stick to the traditional formats.

Acceptable scores for handicap purposes

Menu Options

Format	No. of Holes	Organized Competition	No. of Holes	Casual / Private
Individual stroke play	9	Acceptable	9	Acceptable
	18		18	
Individual stableford	9	Acceptable	9	Acceptable
	18		18	
Individual par / bogey	9	Acceptable	9	Acceptable
	18		18	
Four-ball stroke play	9		9	
	18		18	
Four-ball stableford	9		9	
	18		18	
Four-ball par / bogey	9		9	
	18		18	
Individual match play	9		9	
	18		18	
Four-ball match play	9		9	
	18		18	

Acceptable scores for handicap purposes

- All Singles competition scores **must** be returned.
- Social/ Recreational scores.
 - To return these a play must **register prior** to commencing play (same as a supplementary score)
 - These scores can be submitted at **any golf course** that has an official Course Rating.

Terminology

There will be some changes to the terminology we currently use this is unavoidable with a global system.

Exact handicap  **Handicap Index**

New  **Course Handicap**

Playing Handicap  **Playing Handicap**

Qualifying Score  **Acceptable Score**

Terminology

What is a Course Handicap?

For each COURSE / SET OF TEES played the 'COURSE HANDICAP' is CALCULATED based on the HANDICAP INDEX and the SLOPE of the COURSE / SET OF TEES played.

$$\text{Course Handicap} = \text{Handicap Index} \times \frac{\text{Slope of Course \& Tees to be Played}}{113}$$

...A simple look-up chart is provided :

- For each set of tees
- For each gender
- On each course

Terminology

What is a Course Handicap?

USGA
Handicap
Index

+3.5 to +3.1
+3.0 to +2.2
+2.1 to +1.3
+1.2 to +0.5
+0.4 to 0.4
0.5 to 1.2
1.3 to 2.1
2.2 to 3.0
3.1 to 3.8
3.9 to 4.7
4.8 to 5.6
5.7 to 6.4
6.5 to 7.3
7.4 to 8.1
8.2 to 9.0
9.1 to 9.9
10.0 to 10.7
10.8 to 11.6
11.7 to 12.5
12.6 to 13.3
13.4 to 14.2
14.3 to 15.0
15.1 to 15.9
16.0 to 16.8

Course
Handicap

+p
+3
+2
+1
0
1
2
3
4
5
6
7
8
9
10
11
12
13
14
15
16
17
18
19

USGA
Handicap
Index

16.9 to 17.6
17.7 to 18.5
18.6 to 19.4
19.5 to 20.2
20.3 to 21.1
21.2 to 21.9
22.0 to 22.8
22.9 to 23.7
23.8 to 24.5
24.6 to 25.4
25.5 to 26.3
26.4 to 27.1
27.2 to 28.0
28.1 to 28.8
28.9 to 29.7
29.8 to 30.6
30.7 to 31.4
31.5 to 32.3
32.4 to 33.2
33.3 to 34.0
34.1 to 34.9
35.0 to 35.7
35.8 to 36.4

Course
Handicap

2p
21
22
23
24
25
26
27
28
29
30
31
32
33
34
35
36
37
38
39
40
41
42

**COURSE : Stoneybrook Golf
& Country Club**

TEES : WHITE

USGA COURSE RATING : 70.3

USGA SLOPE RATING : 131

Timeline



Next Steps

During 2018:

CONGU and Wales Golf:

- Have been working with Software Providers to develop the technology.
- Developing Educational material for both Clubs and Players.

During 2019:

CONGU and Wales Golf:

- Developing a new CDH hub common to all the Home Unions.
- Delivering further educational and training sessions.
- Undertaking a Technology Survey to establish where clubs may need to address weaknesses in their current systems.

Next Steps

What can you do as a Club?

- **DON'T PANIC!!**
- Ensure you have the technology in place to administer your handicapping system.
- Encourage your members to return as many scores as possible.
- All courses in Wales have been USGA course rated, inform us if you've made significant changes since your course was last measured.
- Ensure that you have a Course Measurement Certificate which reflects the current course.
- Try not to change your Handicap Committee in the next few years, it will help with transition!
- Feel free to ask questions! We are here to support you.

Questions?



handicapping@walesgolf.org

Thank you for your support